

GAPDH Monoclonal Antibody(2B8)

Catalog No: #44031

Package Size: #44031-1 50ul #44031-2 100ul

Orders: order@signalwayantibody.com

Support: tech@signalwayantibody.com

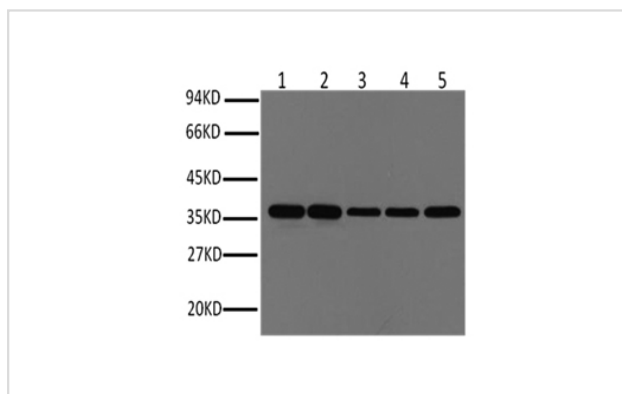
Description

Product Name	GAPDH Monoclonal Antibody(2B8)
Host Species	Mouse
Clonality	Monoclonal
Clone No.	2B8
Isotype	IgG1
Applications	WB
Species Reactivity	Hu Rt Ms Mk D Chk Hm Rb P Shp Insect Yeast
Specificity	The antibody detects endogenous GAPDH protein.
Immunogen Type	Peptide
Immunogen Description	Synthetic Peptide
Target Name	GAPDH
Other Names	GAPDH; GAPD; CDABP0047; OK/SW-cl.12; Glyceraldehyde-3-phosphate dehydrogenase; GAPDH; Peptidyl-cysteine S-nitrosylase GAPDH
Accession No.	Swiss-Prot:P04406Gene ID:2597
Uniprot	P04406
GeneID	2597;
Calculated MW	37kd
Concentration	1mg/ml
Formulation	Liquid in PBS containing 50% glycerol, 0.5% BSA and 0.02% sodium azide.
Storage	Store at -20°C/1 year

Application Details

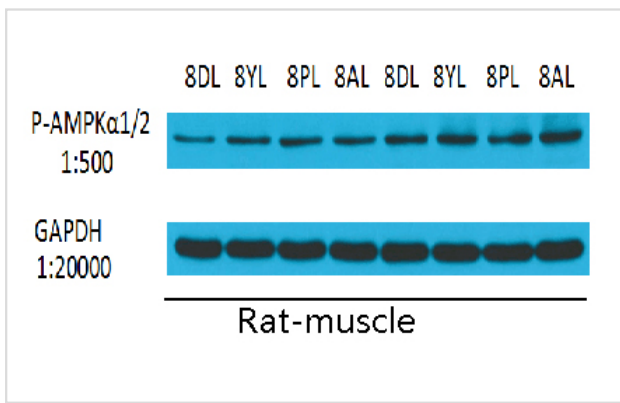
Western blotting: 1:500-1:2000

Images

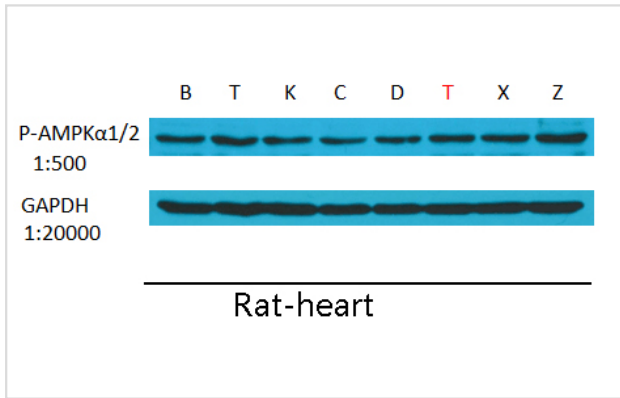


Western blot analysis of HeLa (1), Rat brain (2), Rabbit Muscle (3), Sheep Muscle (4), and Mouse brain (5), diluted at 1:10000.

The picture was kindly provided by our customer



The picture was kindly provided by our customer



Note: This product is for in vitro research use only