

STAT3 Monoclonal Antibody(1E3)

Catalog No: #44084

Package Size: #44084-1 50ul #44084-2 100ul

Orders: order@signalwayantibody.com

Support: tech@signalwayantibody.com

Description

Product Name	STAT3 Monoclonal Antibody(1E3)
Host Species	Mouse
Clonality	Monoclonal
Clone No.	1.00E+03
Isotype	IgG1
Applications	WB IHC IF
Species Reactivity	Hu Rt Ms
Specificity	STAT3 Mouse Monoclonal Antibody(1E3) detects endogenous levels of STAT3
Immunogen Type	Recombinant Protein
Immunogen Description	Recombinant Protein
Target Name	STAT3
Accession No.	Swiss-Prot:P40763Gene ID:6774
Uniprot	P40763
GeneID	6774;
Calculated MW	79,86kd
Concentration	1mg/ml
Formulation	Liquid in PBS containing 50% glycerol, 0.5% BSA and 0.02% sodium azide.
Storage	Store at -20°C/1 year

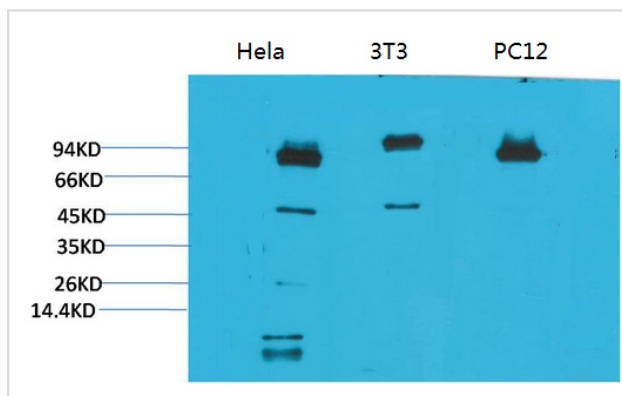
Application Details

Western blotting: 1:1000-1:2000

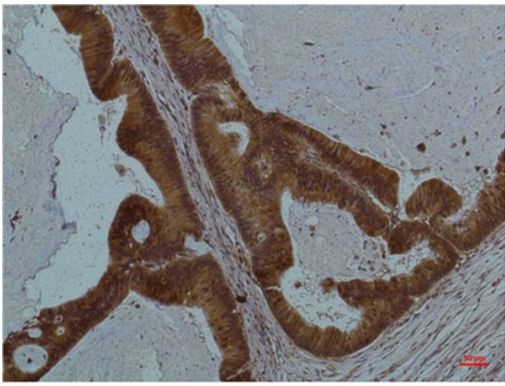
Immunohistochemistry: 1:100-1:200

IF: 1:50-1:200

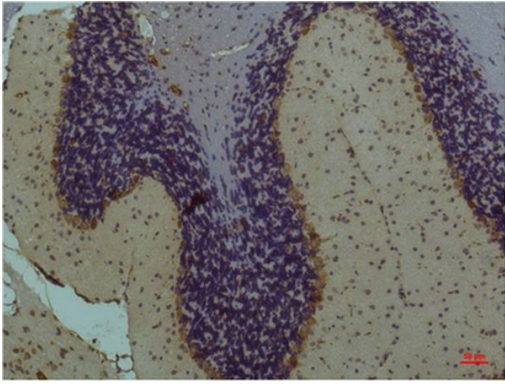
Images



Western blot analysis of 1) HeLa, 2)3T3, 3) PC12 with STAT3 Mouse mAb diluted at 1:2,000.



Immunohistochemical analysis of paraffin-embedded Human Colon Carcinoma using STAT3Mouse mAb diluted at 1:200.



Immunohistochemical analysis of paraffin-embedded Mouse Brain Tissue using STAT3Mouse mAb diluted at 1:200.

Note: This product is for in vitro research use only