

PI3 Kinase P85 α Monoclonal Antibody(3B7)

Catalog No: #44085

Package Size: #44085-1 50ul #44085-2 100ul

Orders: order@signalwayantibody.com

Support: tech@signalwayantibody.com

Description

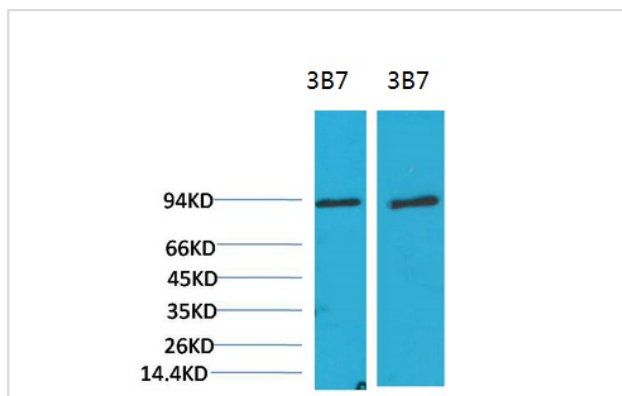
Product Name	PI3 Kinase P85 α Monoclonal Antibody(3B7)
Host Species	Mouse
Clonality	Monoclonal
Clone No.	3B7
Isotype	IgG1
Applications	WB IHC
Species Reactivity	Rt Ms
Specificity	PI3 Kinase P85 α Mouse Monoclonal Antibody(3B7) detects endogenous levels of PI3 Kinase P85 α
Immunogen Type	Recombinant protein
Immunogen Description	Recombinant Protein
Target Name	PI3 Kinase P85 α
Accession No.	Swiss-Prot:P27986Gene ID:5295
Uniprot	P27986
GeneID	5295;
Calculated MW	85kd
Concentration	1mg/ml
Formulation	Liquid in PBS containing 50% glycerol, 0.5% BSA and 0.02% sodium azide.
Storage	Store at -20°C/1 year

Application Details

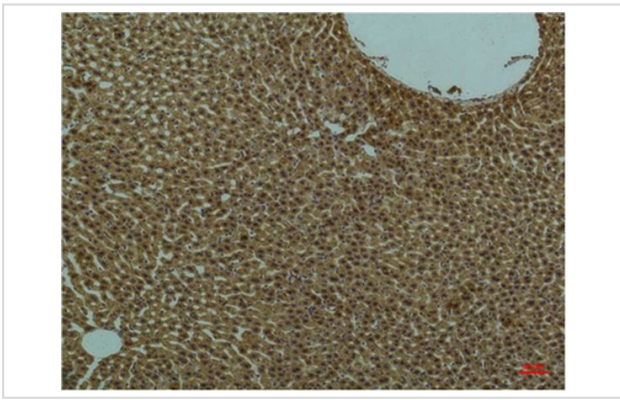
Western blotting: 1:1000-1:2000

Immunohistochemistry: 1:100-1:200

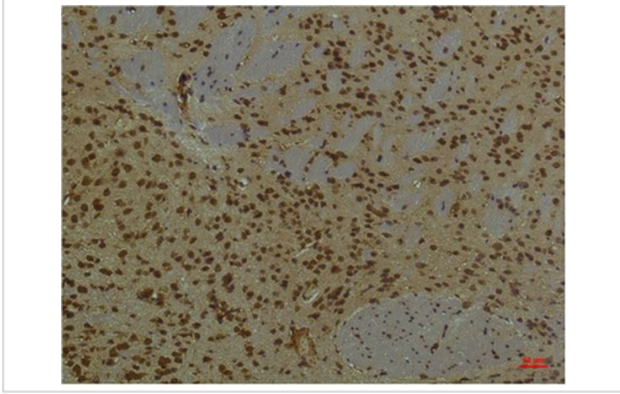
Images



Western blot analysis of 1)3T3, 2) Rat LiverTissue with PI3 Kinase P85 α Mouse mAb diluted at 1:2,000.



Immunohistochemical analysis of paraffin-embedded Rat Liver Tissue using PI3 Kinase P85 α Mouse mAb diluted at 1:200.



Immunohistochemical analysis of paraffin-embedded Mouse Brain Tissue using PI3 Kinase P85 α Mouse mAb diluted at 1:200.

Note: This product is for in vitro research use only