

GRP78/Bip Monoclonal Antibody(10C9)

Catalog No: #44087

Package Size: #44087-1 50ul #44087-2 100ul

Orders: order@signalwayantibody.com

Support: tech@signalwayantibody.com

Description

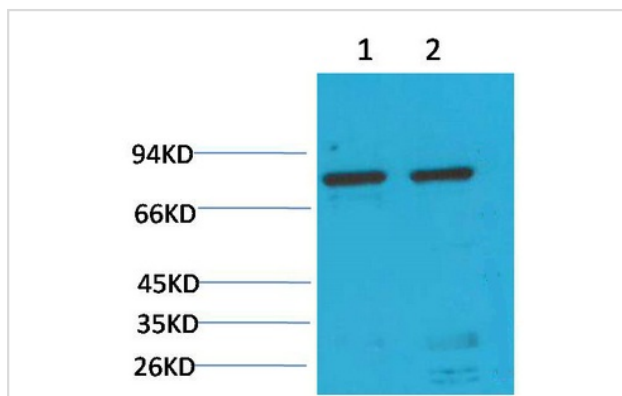
Product Name	GRP78/Bip Monoclonal Antibody(10C9)
Host Species	Mouse
Clonality	Monoclonal
Clone No.	10C9
Isotype	IgG1
Applications	WB IHC
Species Reactivity	Hu Rt
Specificity	GRP78/Bip Mouse Monoclonal Antibody(10C9) detects endogenous levels of GRP78/Bip
Immunogen Type	Peptide
Immunogen Description	Synthetic Peptide
Target Name	GRP78/Bip
Accession No.	Swiss-Prot:P11021Gene ID:3309
Uniprot	P11021
GeneID	3309;
Calculated MW	78kd
Concentration	1mg/ml
Formulation	Liquid in PBS containing 50% glycerol, 0.5% BSA and 0.02% sodium azide.
Storage	Store at -20°C/1 year

Application Details

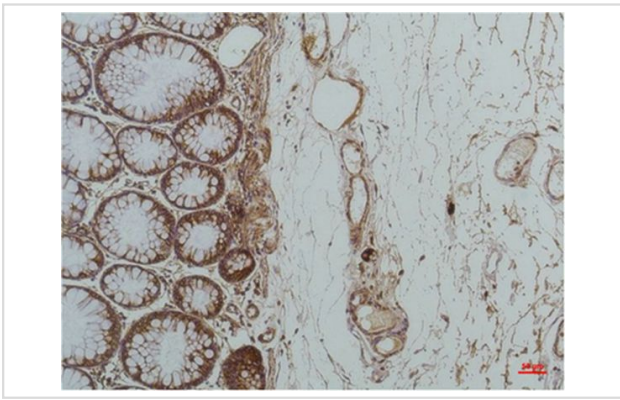
Western blotting: 1:1000-1:2000

Immunohistochemistry: 1:100-1:200

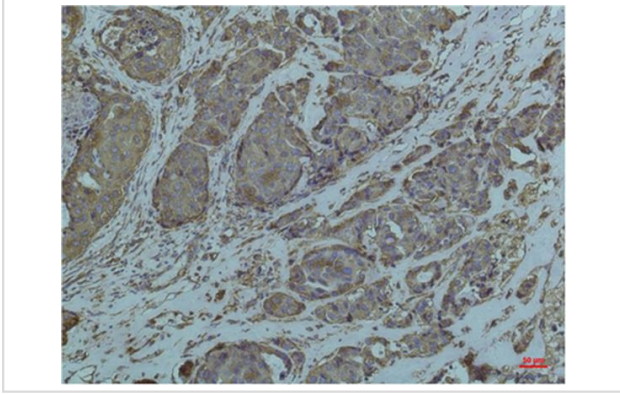
Images



Western blot analysis of 1)Hela, 2) Rat LiverTissue with GRP78/Bip Mouse mAb diluted at 1:2,000.



Immunohistochemical analysis of paraffin-embedded Human Colon Carcinoma using GRP78/BipMouse mAb diluted at 1:200.



Immunohistochemical analysis of paraffin-embedded Human Breast Carcinoma using GRP78/BipMouse mAb diluted at 1:200.

Note: This product is for in vitro research use only