

Smad3 Monoclonal Antibody(8B5)

Catalog No: #44088

Package Size: #44088-1 50ul #44088-2 100ul

Orders: order@signalwayantibody.com

Support: tech@signalwayantibody.com

Description

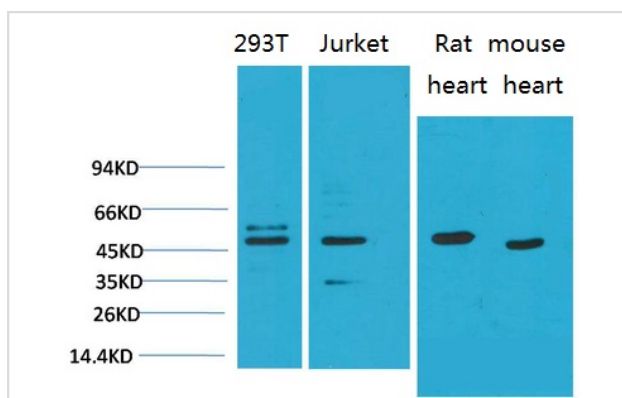
Product Name	Smad3 Monoclonal Antibody(8B5)
Host Species	Mouse
Clonality	Monoclonal
Clone No.	8B5
Isotype	IgG1
Applications	WB IHC
Species Reactivity	Hu Rt Ms
Specificity	Smad3 Mouse Monoclonal Antibody(8B5) detects endogenous levels of Smad3
Immunogen Type	Recombinant protein
Immunogen Description	Recombinant Protein
Target Name	Smad3
Accession No.	Swiss-Prot:P84022Gene ID:4088
Uniprot	P84022
GeneID	4088;
Calculated MW	52kd
Concentration	1mg/ml
Formulation	Liquid in PBS containing 50% glycerol, 0.5% BSA and 0.02% sodium azide.
Storage	Store at -20°C/1 year

Application Details

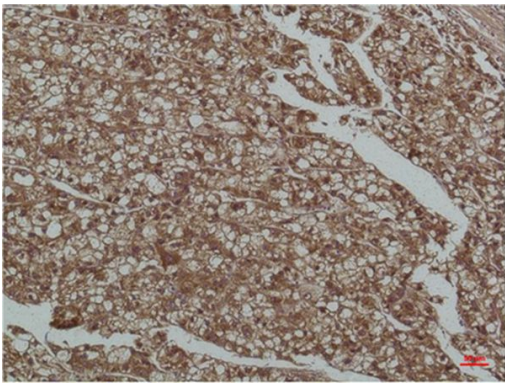
Western blotting: 1:1000-1:2000

Immunohistochemistry: 1:100-1:200

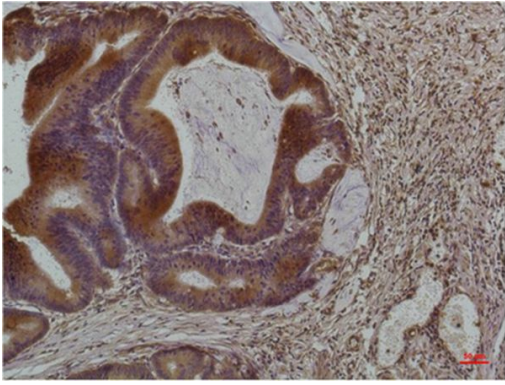
Images



Western blot analysis of 1)293T, 2)Jurkat, 3)Rat Heart Tissue, 4)Mouse Heart Tissue with Smad3 Mouse mAb diluted at 1:2,000.



Immunohistochemical analysis of paraffin-embedded Human Liver Tissue using Smad3Mouse mAb diluted at 1:200.



Immunohistochemical analysis of paraffin-embedded Human Colon Carcinoma using Smad3Mouse mAb diluted at 1:200.

Note: This product is for in vitro research use only