

## Caspase-3 Mouse Monoclonal Antibody(4B8)

Catalog No: #44144

Package Size: #44144-1 50ul #44144-2 100ul

Orders: [order@signalwayantibody.com](mailto:order@signalwayantibody.com)Support: [tech@signalwayantibody.com](mailto:tech@signalwayantibody.com)

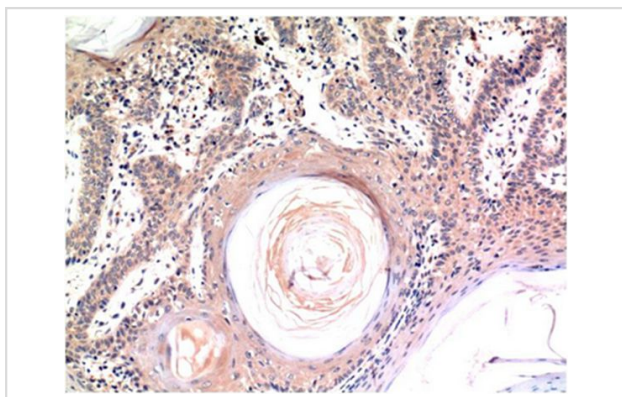
## Description

Product Name	Caspase-3 Mouse Monoclonal Antibody(4B8)
Host Species	Mouse
Clonality	Monoclonal
Clone No.	4B8
Isotype	IgG1
Applications	IHC
Species Reactivity	Hu Rt Ms
Specificity	Caspase-3 Mouse Monoclonal Antibody(4B8) detects endogenous levels of CASP3
Immunogen Type	Peptide
Immunogen Description	Synthetic Peptide
Target Name	Caspase-3
Other Names	CASP3
Accession No.	Swiss-Prot:P42574Gene ID:836
Uniprot	P42574
GeneID	836;
Calculated MW	17B'32kd
Concentration	1mg/ml
Formulation	Liquid in PBS containing 50% glycerol, 0.5% BSA and 0.02% sodium azide.
Storage	Store at -20°C/1 year

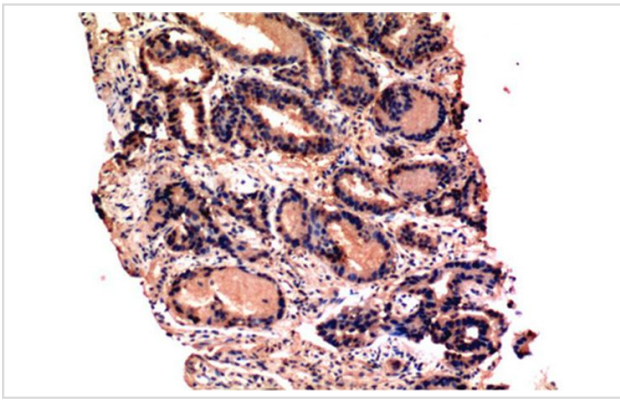
## Application Details

Immunohistochemistry: 1:100-1:200

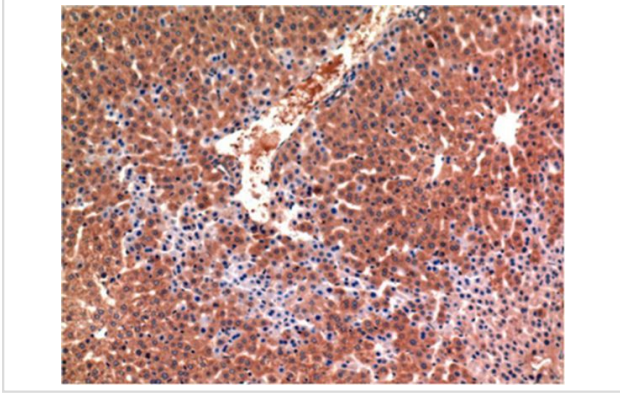
## Images



Immunohistochemical analysis of paraffin-embedded Human Skin Tissue using Caspase-3 Mouse mAb diluted at 1:200.



Immunohistochemical analysis of paraffin-embedded Human Prostate Tissue using Caspase-3 Mouse mAb diluted at 1:200.



Immunohistochemical analysis of paraffin-embedded Mouse Liver Tissue using Caspase-3 Mouse mAb diluted at 1:200.

---

Note: This product is for in vitro research use only