

AKT Mouse Monoclonal Antibody(10D6)

Catalog No: #44145

Package Size: #44145-1 50ul #44145-2 100ul

Orders: order@signalwayantibody.com

Support: tech@signalwayantibody.com

Description


Product Name	AKT Mouse Monoclonal Antibody(10D6)
Host Species	Mouse
Clonality	Monoclonal
Clone No.	10D6
Isotype	IgG1
Applications	WB IHC
Species Reactivity	Hu
Specificity	AKT Mouse Monoclonal Antibody(10D6) detects endogenous levels of AKT1
Immunogen Type	Peptide
Immunogen Description	Synthetic Peptide
Target Name	AKT
Other Names	AKT1
Accession No.	Swiss-Prot:P31749Gene ID:207
Uniprot	P31749
GeneID	207;
Calculated MW	60kd
Concentration	1mg/ml
Formulation	Liquid in PBS containing 50% glycerol, 0.5% BSA and 0.02% sodium azide.
Storage	Store at -20°C/1 year

Application Details

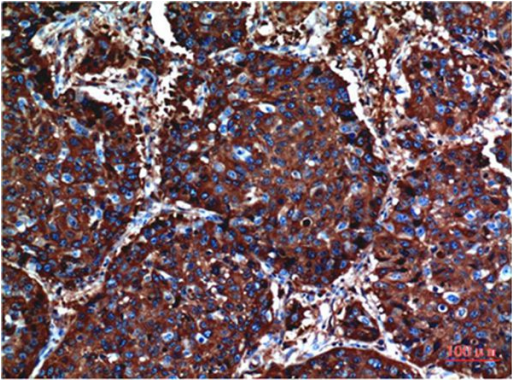
Western blotting: 1:1000-1:2000

Immunohistochemistry: 1:100-1:200

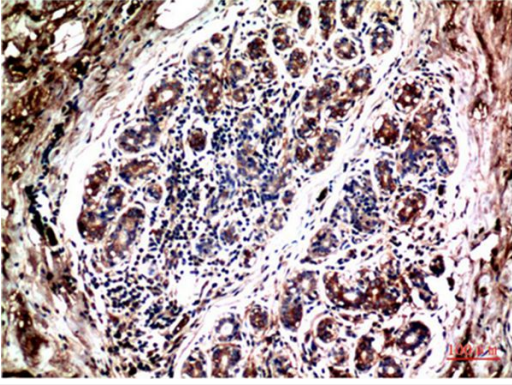
Images



Western blot analysis of PC3 Cell Lysate using Akt Mouse mAb diluted at 1:2000



Immunohistochemical analysis of paraffin-embedded Human Lung Carcinoma Tissue using Akt Mouse mAb diluted at 1:200.



Immunohistochemical analysis of paraffin-embedded Human Breast Carcinoma Tissue using Akt Mouse mAb diluted at 1:200.

Note: This product is for in vitro research use only