

# Phospho-Akt (S473) Mouse Monoclonal Antibody(6F8)

Catalog No: #12832

Package Size: #12832-1 50ul #12832-2 100ul

Orders: [order@signalwayantibody.com](mailto:order@signalwayantibody.com)Support: [tech@signalwayantibody.com](mailto:tech@signalwayantibody.com)

## Description


Product Name	Phospho-Akt (S473) Mouse Monoclonal Antibody(6F8)
Host Species	Mouse
Clonality	Monoclonal
Clone No.	6F8
Isotype	IgG1
Applications	WB IHC
Species Reactivity	Hu
Specificity	Phospho-Akt (S473) Mouse Monoclonal Antibody(6F8) detects endogenous levels of AKT1
Immunogen Type	Peptide
Immunogen Description	Synthetic Peptide
Target Name	Akt
Modification	Phospho
Other Names	AKT1
Accession No.	Swiss-Prot:P31749Gene ID:207
Uniprot	P31749
GeneID	207;
Calculated MW	60kd
Concentration	1mg/ml
Formulation	Liquid in PBS containing 50% glycerol, 0.5% BSA and 0.02% sodium azide.
Storage	Store at -20°C/1 year

## Application Details

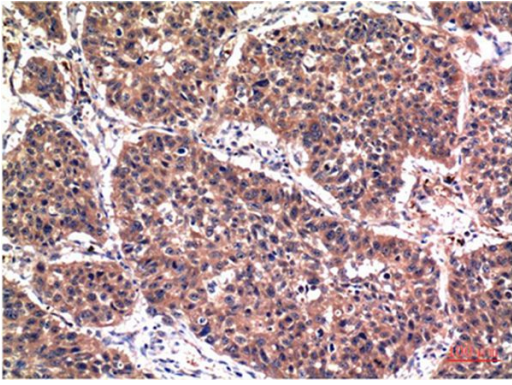
Western blotting: 1:1000-1:2000

Immunohistochemistry: 1:100-1:200

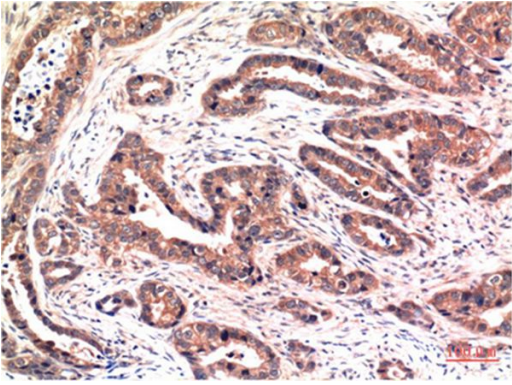
## Images



Western blot analysis of PC3 Cell Lysate using Phospho-Akt Ser473 Mouse mAb diluted at 1:1000.



Immunohistochemical analysis of paraffin-embedded Human Lung Carcinoma Tissue using Phospho-Akt Ser473 Mouse mAb diluted at 1:200.



Immunohistochemical analysis of paraffin-embedded Human Breast Carcinoma Tissue using Phospho-Akt Ser473 Mouse mAb diluted at 1:200.

---

Note: This product is for in vitro research use only