

TGFβ1 Mouse Monoclonal Antibody(10E5)

Catalog No: #44154

Package Size: #44154-1 50ul #44154-2 100ul

Orders: order@signalwayantibody.com

Support: tech@signalwayantibody.com

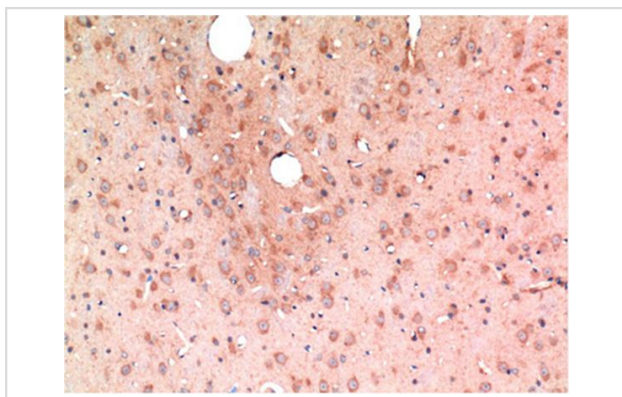
Description

Product Name	TGFβ1 Mouse Monoclonal Antibody(10E5)
Host Species	Mouse
Clonality	Monoclonal
Clone No.	1.00E+06
Isotype	IgG1
Applications	IHC
Species Reactivity	Hu Rt Ms
Specificity	TGFβ1 Mouse Monoclonal Antibody(10E5) detects endogenous levels of TGFB1
Immunogen Type	Peptide
Immunogen Description	Synthetic Peptide
Target Name	TGFβ1
Other Names	TGFB1
Accession No.	Swiss-Prot:P01137Gene ID:7040
Uniprot	P01137
GeneID	7040;
Calculated MW	12,25,45-65kd
Concentration	1mg/ml
Formulation	Liquid in PBS containing 50% glycerol, 0.5% BSA and 0.02% sodium azide.
Storage	Store at -20°C/1 year

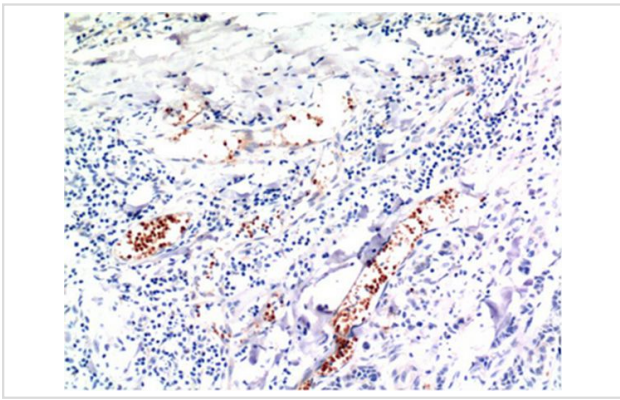
Application Details

Immunohistochemistry: 1:100-1:200

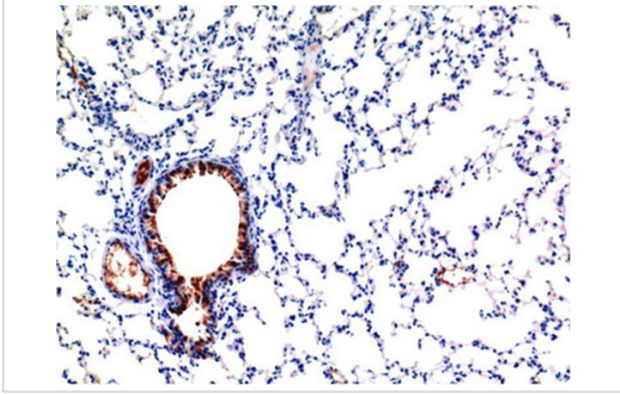
Images



Immunohistochemical analysis of paraffin-embedded Rat Brain Tissue using TGFβ1 Mouse mAb diluted at 1:200.



Immunohistochemical analysis of paraffin-embedded Human Breast Carcinoma Tissue using TGFβ1 Mouse mAb diluted at 1:200.



Immunohistochemical analysis of paraffin-embedded Mouse Lung Tissue using TGFβ1 Mouse mAb diluted at 1:200.

Note: This product is for in vitro research use only