

Ubiquitin Mouse Monoclonal Antibody(5F1)

Catalog No: #44163

Package Size: #44163-1 50ul #44163-2 100ul

Orders: order@signalwayantibody.com

Support: tech@signalwayantibody.com

Description

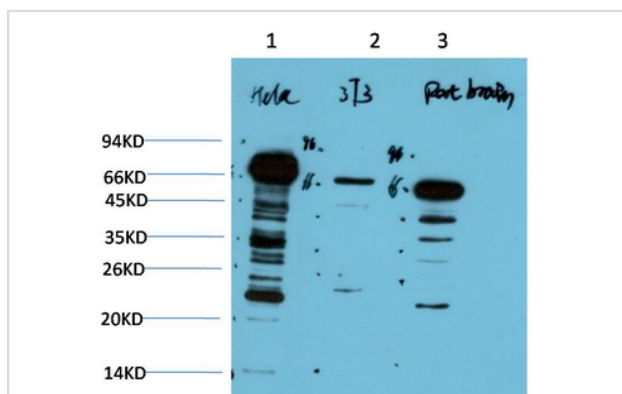
Product Name	Ubiquitin Mouse Monoclonal Antibody(5F1)
Host Species	Mouse
Clonality	Monoclonal
Clone No.	5F1
Isotype	IgG1
Applications	WB IHC
Species Reactivity	Hu Rt Ms
Specificity	Ubiquitin Mouse Monoclonal Antibody(5F1) detects endogenous levels of Ubiquitin
Immunogen Type	Peptide
Immunogen Description	Synthetic Peptide
Target Name	Ubiquitin
Other Names	Ubiquitin
Concentration	1mg/ml
Formulation	Liquid in PBS containing 50% glycerol, 0.5% BSA and 0.02% sodium azide.
Storage	Store at -20°C/1 year

Application Details

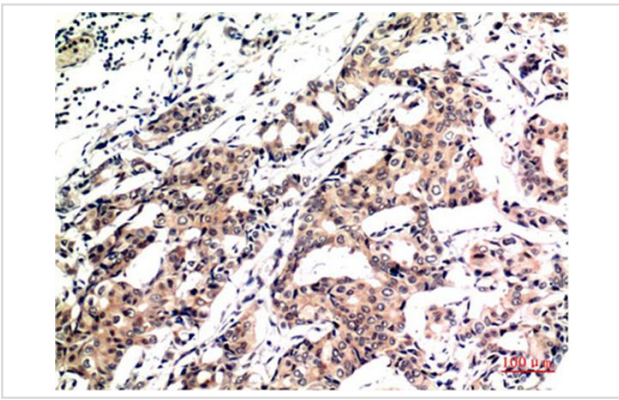
Western blotting: 1:1000-1:2000

Immunohistochemistry: 1:100-1:200

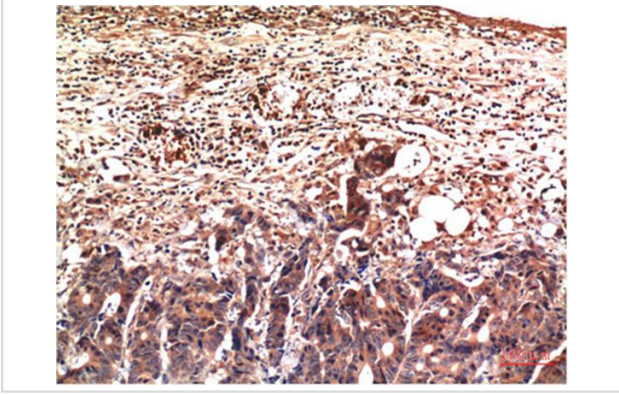
Images



Western blot analysis of 1) HeLa Cell Lysate, 2) 3T3 Cell Lysate, 3) Rat Brain Tissue Lysate using Ubiquitin Mouse mAb diluted at 1:1000.



Immunohistochemical analysis of paraffin-embedded Human Breast Carcinoma Tissue using Ubiquitin Mouse mAb diluted at 1:200.



Immunohistochemical analysis of paraffin-embedded Human Stomach Carcinoma Tissue using Ubiquitin Mouse mAb diluted at 1:200.

Note: This product is for in vitro research use only