

Muscle actin Mouse Monoclonal Antibody(1E9)

Catalog No: #44164

Package Size: #44164-1 50ul #44164-2 100ul

Orders: order@signalwayantibody.comSupport: tech@signalwayantibody.com

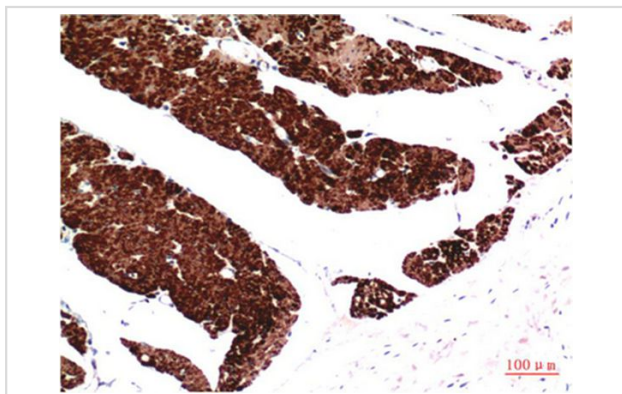
Description

Product Name	Muscle actin Mouse Monoclonal Antibody(1E9)
Host Species	Mouse
Clonality	Monoclonal
Clone No.	1.00E+09
Isotype	IgG1
Applications	IHC
Species Reactivity	Hu Rt Ms
Specificity	Muscle actin Mouse Monoclonal Antibody(1E9) detects endogenous levels of Muscle actin
Immunogen Type	Peptide
Immunogen Description	Synthetic Peptide
Target Name	Muscle actin
Other Names	Muscle actin
Calculated MW	42kd
Concentration	1mg/ml
Formulation	Liquid in PBS containing 50% glycerol, 0.5% BSA and 0.02% sodium azide.
Storage	Store at -20°C/1 year

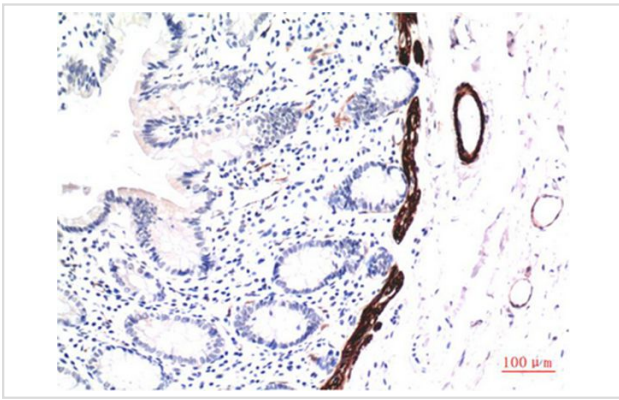
Application Details

Immunohistochemistry: 1:100-1:200

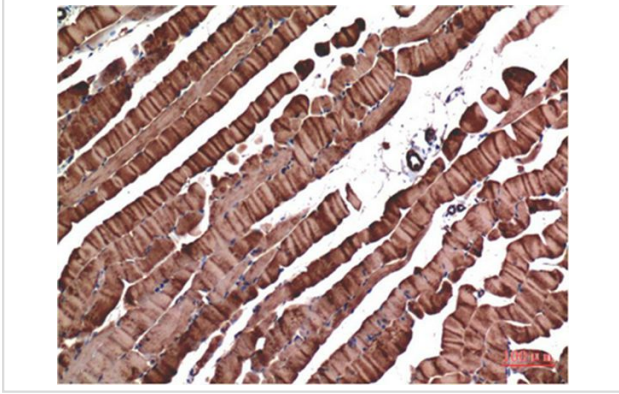
Images



Immunohistochemical analysis of paraffin-embedded Human Colon Carcinoma Tissue using Muscle Actin Mouse mAb diluted at 1:200.



Immunohistochemical analysis of paraffin-embedded Human Colon Carcinoma Tissue using Muscle Actin Mouse mAb diluted at 1:200.



Immunohistochemical analysis of paraffin-embedded Mouse Skeletal Muscle Tissue using Muscle Actin Mouse mAb diluted at 1:200.

Note: This product is for in vitro research use only