

Muscle actin Mouse Monoclonal Antibody(3E9)

Catalog No: #44175

Package Size: #44175-1 50ul #44175-2 100ul

Orders: order@signalwayantibody.com

Support: tech@signalwayantibody.com

Description

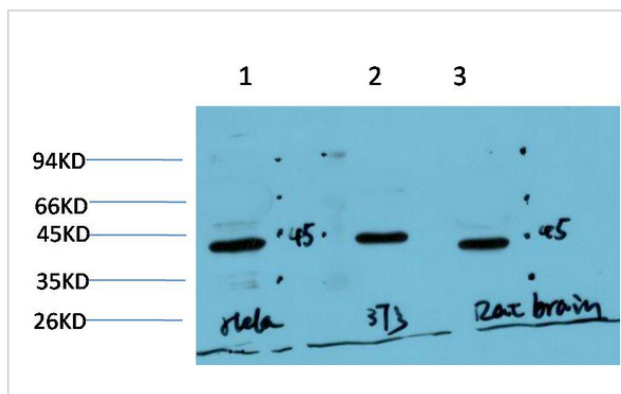
Product Name	Muscle actin Mouse Monoclonal Antibody(3E9)
Host Species	Mouse
Clonality	Monoclonal
Clone No.	3.00E+09
Isotype	IgG1
Applications	WB IHC
Species Reactivity	Hu Rt Ms
Specificity	Muscle actin Mouse Monoclonal Antibody(3E9) detects endogenous levels of ACTA1
Immunogen Type	Peptide
Immunogen Description	Synthetic Peptide
Target Name	Muscle actin
Other Names	ACTA1
Accession No.	Swiss-Prot:P68133Gene ID:58
Uniprot	P68133
GeneID	58;
Calculated MW	42kd
Concentration	1mg/ml
Formulation	Liquid in PBS containing 50% glycerol, 0.5% BSA and 0.02% sodium azide.
Storage	Store at -20°C/1 year

Application Details

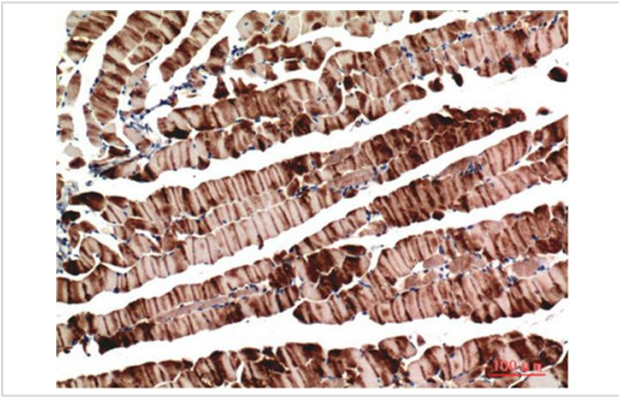
Western blotting: 1:1000-1:2000

Immunohistochemistry: 1:100-1:200

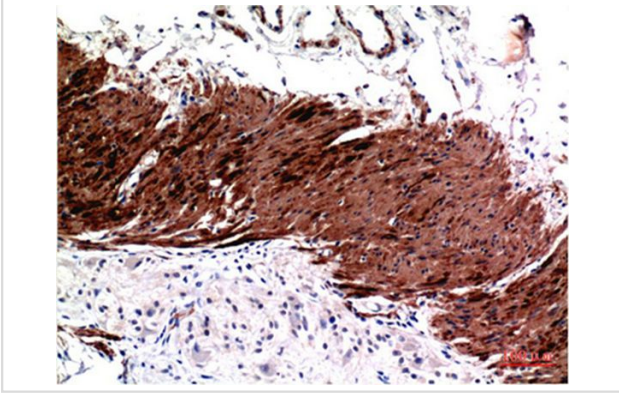
Images



Western blot analysis of 1) Hela Cell Lysate, 2) 3T3 Cell Lysate, 3) Rat Brain Tissue Lysate using Muscle Actin Mouse mAb diluted at 1:1000.



Immunohistochemical analysis of paraffin-embedded Mouse Skeletal Muscle Tissue using Muscle Actin Mouse mAb diluted at 1:200.



Immunohistochemical analysis of paraffin-embedded Human Colon Carcinoma Tissue using Muscle Actin Mouse mAb diluted at 1:200.

Note: This product is for in vitro research use only