

Smad3 Mouse Monoclonal Antibody(4C9)

Catalog No: #44193

Package Size: #44193-1 50ul #44193-2 100ul

Orders: order@signalwayantibody.com

Support: tech@signalwayantibody.com

Description

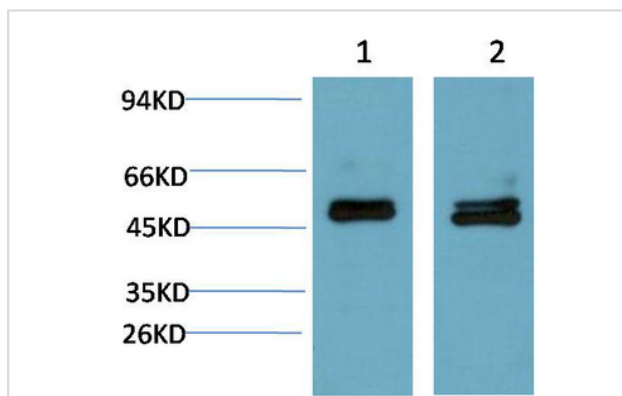
Product Name	Smad3 Mouse Monoclonal Antibody(4C9)
Host Species	Mouse
Clonality	Monoclonal
Clone No.	4C9
Isotype	IgG1
Applications	WB IHC
Species Reactivity	Hu Rt Ms
Specificity	Smad3 Mouse Monoclonal Antibody(4C9) detects endogenous levels of SMAD3
Immunogen Type	Peptide
Immunogen Description	Synthetic Peptide
Target Name	Smad3
Other Names	SMAD3
Accession No.	Swiss-Prot:P84022Gene ID:4088
Uniprot	P84022
GeneID	4088;
Calculated MW	52kd
Concentration	1mg/ml
Formulation	Liquid in PBS containing 50% glycerol, 0.5% BSA and 0.02% sodium azide.
Storage	Store at -20°C/1 year

Application Details

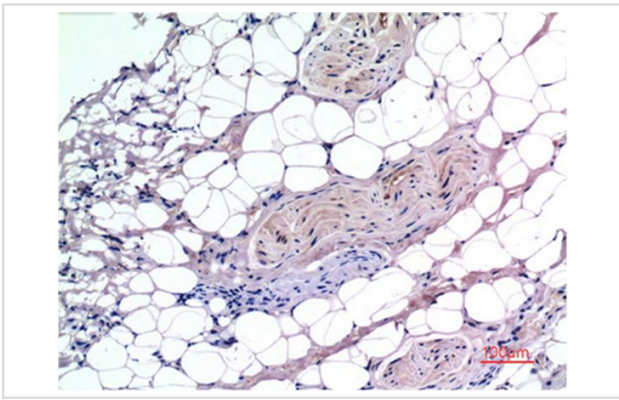
Western blotting: 1:1000-1:2000

Immunohistochemistry: 1:100-1:200

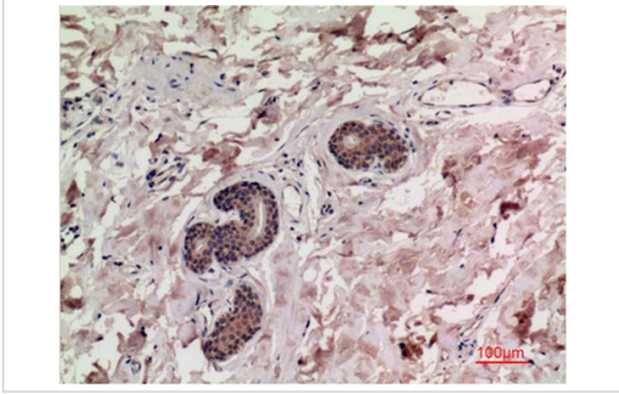
Images



Western blot analysis of 1) Mouse Brain Tissue Lysate, 2) Rat Brain Tissue Lysate using Smad3 Mouse mAb diluted at 1:2000.



Immunohistochemical analysis of paraffin-embedded Human Liver Carcinoma Tissue using Smad3 Mouse mAb diluted at 1:200.



Immunohistochemical analysis of paraffin-embedded Human Breast Carcinoma Tissue using Smad3 Mouse mAb diluted at 1:200.

Note: This product is for in vitro research use only