

IKK beta antibody

Catalog No: #22942

Orders: order@signalwayantibody.com

Support: tech@signalwayantibody.com

Description

Product Name	IKK beta antibody
Host Species	Rabbit
Clonality	Polyclonal
Purification	Purified by antigen-affinity chromatography.
Applications	WB IHC IF
Species Reactivity	Hu
Immunogen Type	Recombinant protein
Immunogen Description	Recombinant protein fragment contain a sequence corresponding to a region within amino acids 493 and 709 of IKK beta
Target Name	IKK beta
Other Names	FLJ40509; IKK-beta; IKK2; IKKB; MGC131801; NFKBIKB
Accession No.	Swiss-Prot:O14920Gene ID:3551
Uniprot	O14920
GeneID	3551;
Concentration	0.4mg/ml
Formulation	Supplied in 0.1M Tris-buffered saline with 10% Glycerol (pH7.0). 0.01% Thimerosal was added as a preservative.
Storage	Store at -20°C for long term preservation (recommended). Store at 4°C for short term use.

Application Details

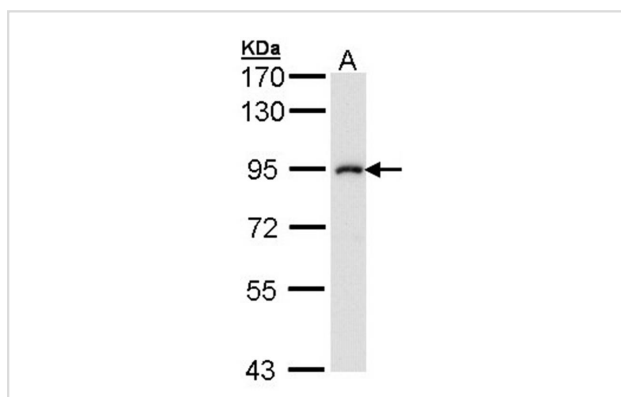
Predicted MW: 87kd

Western blotting: 1:500-1:3000

Immunohistochemistry: 1:50-1:500

Immunofluorescence: 1:100-1:200

Images

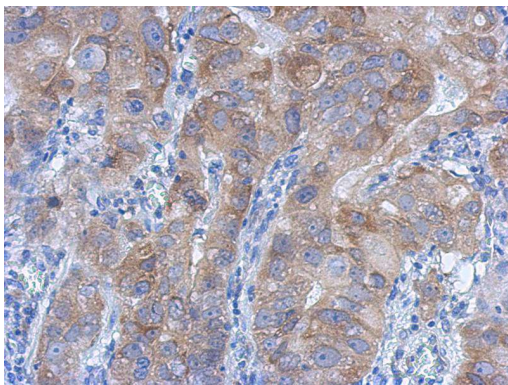


Sample (30 ug of whole cell lysate)

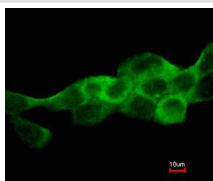
A: A431

7.5% SDS PAGE

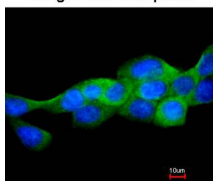
Primary antibody diluted at 1: 1000



Immunohistochemical analysis of paraffin-embedded Colon ca, using IKK beta antibody at 1: 500 dilution.



Merged with DNA probe



Immunofluorescence analysis of paraformaldehyde-fixed A431, using IKK beta antibody at 1: 200 dilution.

Background

NFKB1 (MIM 164011) or NFKB2 (MIM 164012) is bound to REL (MIM 164910), RELA (MIM 164014), or RELB (MIM 604758) to form the NFKB complex. The NFKB complex is inhibited by I-kappa-B proteins (NFKBIA, MIM 164008, or NFKBIB, MIM 604495), which inactivate NF-kappa-B by trapping it in the cytoplasm. Phosphorylation of serine residues on the I-kappa-B proteins by kinases (IKBKA, MIM 600664, or IKBKB) marks them for destruction via the ubiquitination pathway, thereby allowing activation of the NF-kappa-B complex. Activated NFKB complex translocates into the nucleus and binds DNA at kappa-B-binding motifs such as 5-prime GGGRNNYYCC 3-prime or 5-prime HGGARNYYCC 3-prime (where H is A, C, or T; R is an A or G purine; and Y is a C or T pyrimidine).[supplied by OMIM]

Note: This product is for in vitro research use only