

AMPK α 1 Mouse Monoclonal Antibody(9G3)

Catalog No: #44205

Package Size: #44205-1 50ul #44205-2 100ul

Orders: order@signalwayantibody.com

Support: tech@signalwayantibody.com

Description

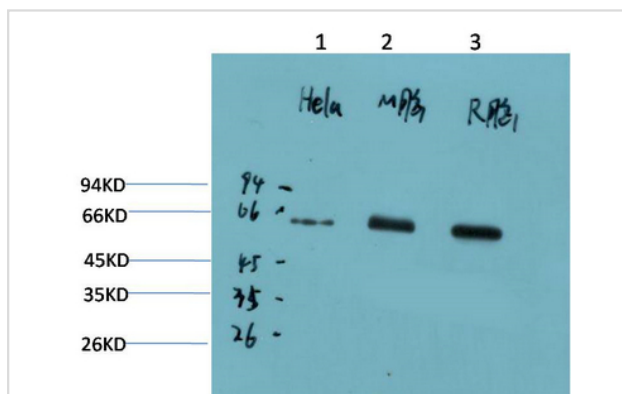
Product Name	AMPK α 1 Mouse Monoclonal Antibody(9G3)
Host Species	Mouse
Clonality	Monoclonal
Clone No.	9G3
Isotype	IgG1
Applications	WB IHC
Species Reactivity	Hu Rt Ms
Specificity	AMPK α 1 Mouse Monoclonal Antibody(9G3) detects endogenous levels of PRKAA1
Immunogen Type	Recombinant protein
Immunogen Description	Recombinant Protein
Target Name	AMPK α 1
Other Names	PRKAA1
Accession No.	Swiss-Prot:Q13131Gene ID:5562
Uniprot	Q13131
GeneID	5562;
Calculated MW	62kd
Concentration	1mg/ml
Formulation	Liquid in PBS containing 50% glycerol, 0.5% BSA and 0.02% sodium azide.
Storage	Store at -20°C/1 year

Application Details

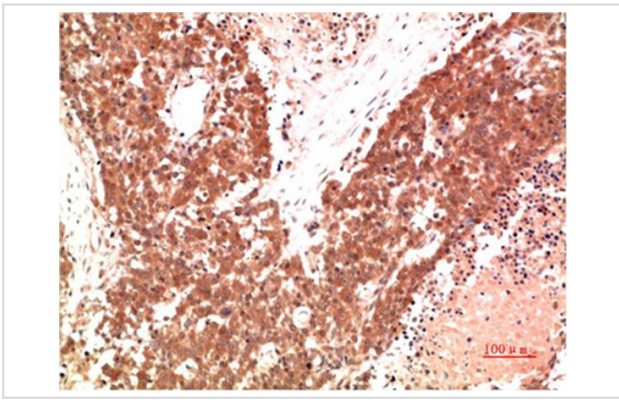
Western blotting: 1:1000-1:2000

Immunohistochemistry: 1:100-1:200

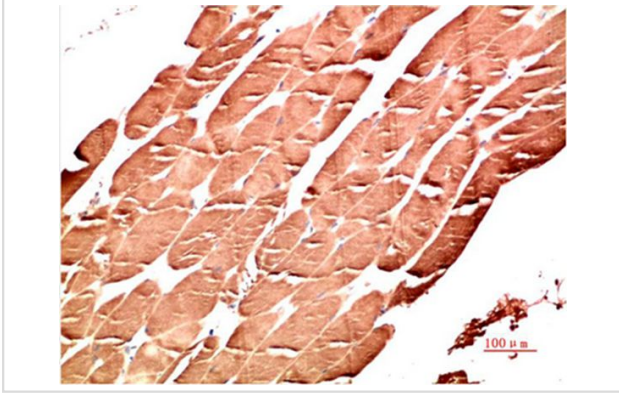
Images



Western blot analysis of 1) HeLa Cell Lysate, 2) Mouse Brain Tissue Lysate, 3) Rat Brain Tissue Lysate using AMPK α 1 Mouse mAb diluted at 1:2000.



Immunohistochemical analysis of paraffin-embedded Human Lung Carcinoma Tissue using AMPK α1 Mouse mAb diluted at 1:200.



Immunohistochemical analysis of paraffin-embedded Human Skeletal Muscle Tissue using AMPK α1 Mouse mAb diluted at 1:200.

Note: This product is for in vitro research use only