

HP-1 γ Mouse Monoclonal Antibody(3B9)

Catalog No: #44244

Package Size: #44244-1 50ul #44244-2 100ul

Orders: order@signalwayantibody.com

Support: tech@signalwayantibody.com

Description

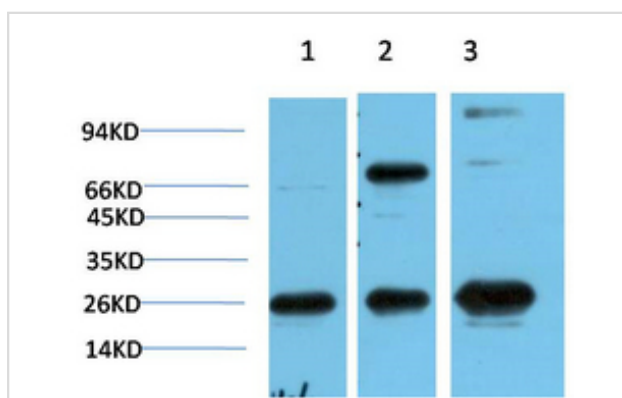
Product Name	HP-1 γ Mouse Monoclonal Antibody(3B9)
Host Species	Mouse
Clonality	Monoclonal
Clone No.	3B9
Isotype	IgG1
Applications	WB IHC
Species Reactivity	Hu Ms Rt
Specificity	The antibody detects endogenous HP-1 γ protein
Immunogen Type	Recombinant protein
Immunogen Description	Recombinant Protein of HP-1 γ
Target Name	HP-1 γ
Other Names	Chromobox protein homolog 3 (HECH) (Heterochromatin protein 1 homolog gamma) (HP1 gamma) (Modifier 2 protein)
Accession No.	Swiss-Prot:Q13185Gene ID:11335
Uniprot	Q13185
GeneID	11335;
Calculated MW	24kd
Concentration	1mg/ml
Formulation	Liquid in PBS containing 50% glycerol, 0.5% BSA and 0.02% sodium azide.
Storage	Store at -20°C/1 year

Application Details

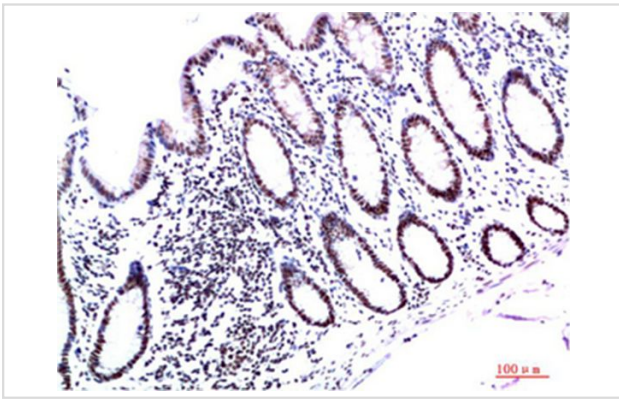
Western blotting: 1:500-1:2000

Immunohistochemistry: 1:50-1:2000

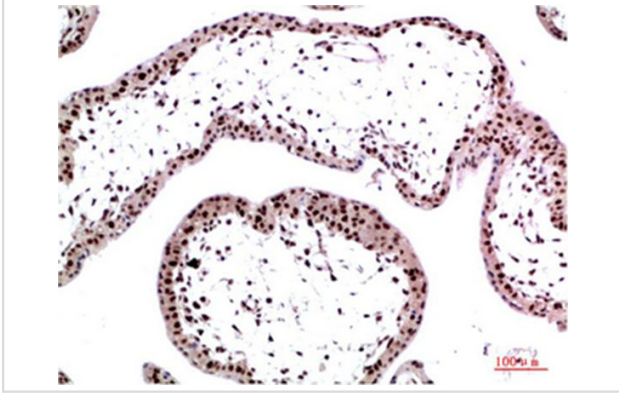
Images



Western blot analysis of 1) HeLa Cell Lysate, 2)3T3 Cell Lysate, 3) PC12 Cell Lysate using HP-1 γ Mouse mAb diluted at 1:1000.



Immunohistochemical analysis of paraffin-embedded Human Colon Carcinoma Tissue using HP-1 γ Mouse mAb diluted at 1:200



Immunohistochemical analysis of paraffin-embedded Human Placenta Tissue using HP-1 γ Mouse mAb diluted at 1:200

Note: This product is for in vitro research use only