

HP-1 α Mouse Monoclonal Antibody(5E3)

Catalog No: #44246

Package Size: #44246-1 50ul #44246-2 100ul

Orders: order@signalwayantibody.com

Support: tech@signalwayantibody.com

Description

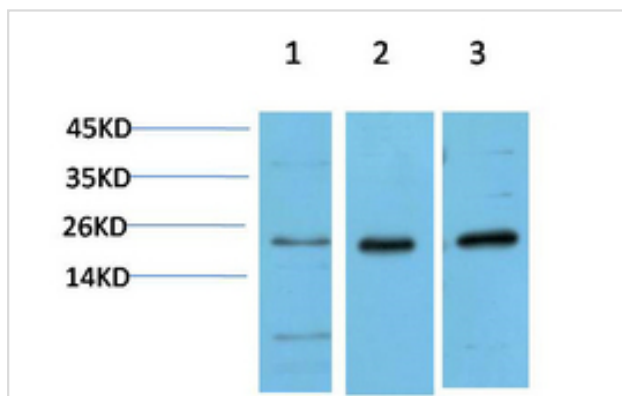
Product Name	HP-1 α Mouse Monoclonal Antibody(5E3)
Host Species	Mouse
Clonality	Monoclonal
Clone No.	5.00E+03
Isotype	IgG1
Applications	WB IHC
Species Reactivity	Hu Ms Rt
Specificity	The antibody detects endogenous HP-1 α protein
Immunogen Type	Recombinant protein
Immunogen Description	Recombinant Protein of HP-1 α
Target Name	HP-1 α
Other Names	Chromobox protein homolog 5 (Antigen p25) (Heterochromatin protein 1 homolog alpha) (HP1 alpha)
Accession No.	Swiss-Prot:P45973Gene ID:23468
Uniprot	P45973
GeneID	23468;
Calculated MW	22kd
Concentration	1mg/ml
Formulation	Liquid in PBS containing 50% glycerol, 0.5% BSA and 0.02% sodium azide.
Storage	Store at -20°C/1 year

Application Details

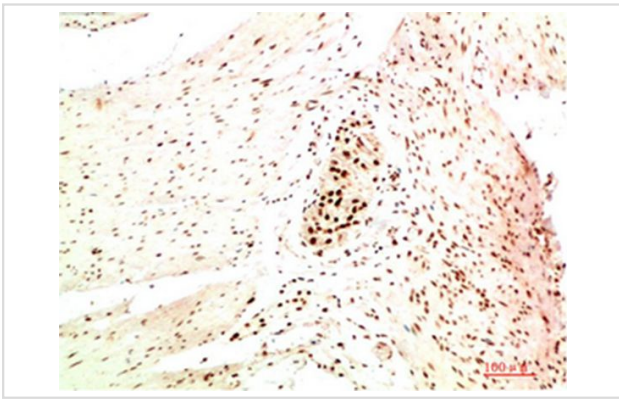
Western blotting: 1:500-1:2000

Immunohistochemistry: 1:50-1:2000

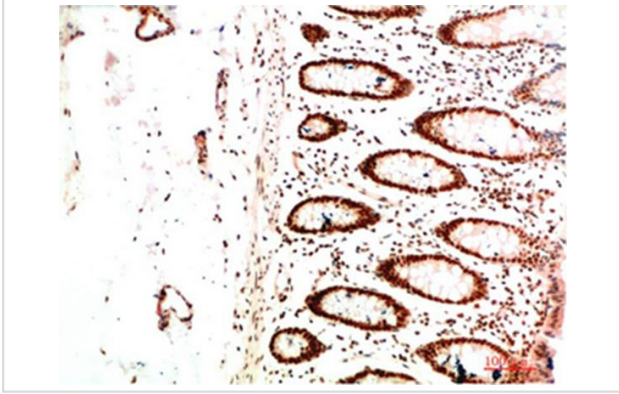
Images



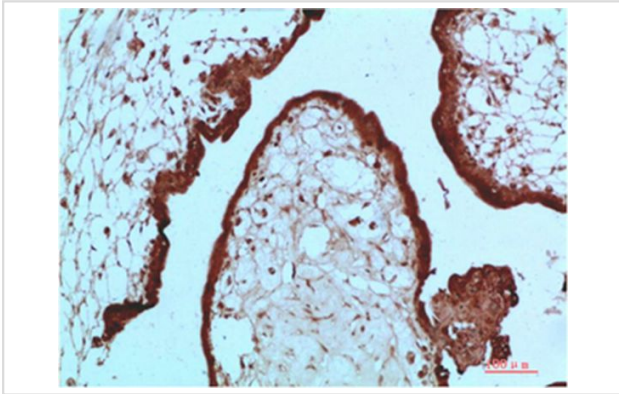
Western blot analysis of 1) Hela Cell Lysate, 2)3T3 Cell Lysate, 3) PC12 Cell Lysate using HP-1 α Mouse mAb diluted at 1:1000.



Immunohistochemical analysis of paraffin-embedded Human Colon Carcinoma Tissue using HP-1 α Mouse mAb diluted at 1:200



Immunohistochemical analysis of paraffin-embedded Human Colon Carcinoma Tissue using HP-1 α Mouse mAb diluted at 1:200



Immunohistochemical analysis of paraffin-embedded Human Placenta Tissue using HP-1 α Mouse mAb diluted at 1:200

Note: This product is for in vitro research use only