

## ATG5 Mouse Monoclonal Antibody(3C7)

Catalog No: #44254

Package Size: #44254-1 50ul #44254-2 100ul

Orders: order@signalwayantibody.com

Support: tech@signalwayantibody.com

## Description


Product Name	ATG5 Mouse Monoclonal Antibody(3C7)
Host Species	Mouse
Clonality	Monoclonal
Clone No.	3C7
Isotype	IgG1
Applications	WB IHC
Species Reactivity	Hu Ms Rt
Specificity	The antibody detects endogenous ATG5 protein
Immunogen Type	Recombinant Protein
Immunogen Description	Recombinant Protein of ATG5
Target Name	ATG5
Other Names	Autophagy protein 5 (APG5-like) (Apoptosis-specific protein)
Accession No.	Swiss-Prot:Q9H1Y0Gene ID:9474
Uniprot	Q9H1Y0
GeneID	9474;
Calculated MW	55kd
Concentration	1mg/ml
Formulation	Liquid in PBS containing 50% glycerol, 0.5% BSA and 0.02% sodium azide.
Storage	Store at -20°C/1 year

## Application Details

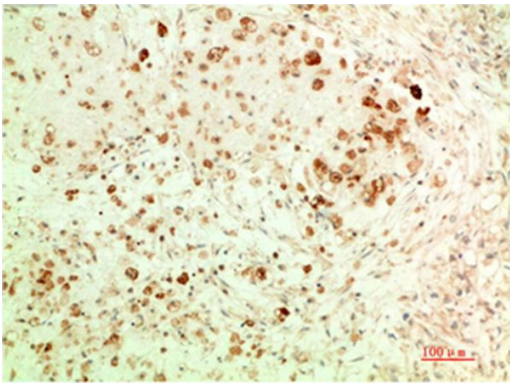
Western blotting: 1:500-1:2000

Immunohistochemistry: 1:50-1:2000

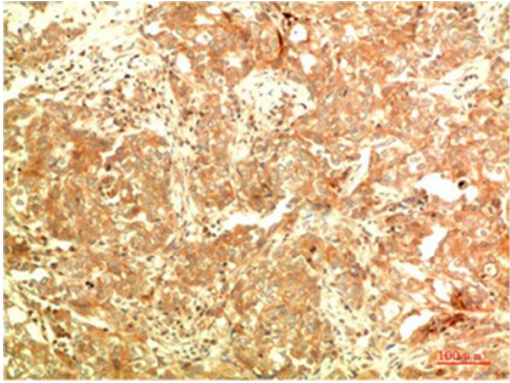
## Images



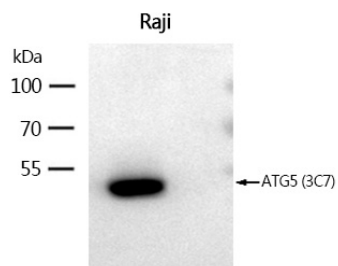
Western blot analysis of Hela Cell Lysate using ATG5 Mouse mAb diluted at 1:10000



Immunohistochemical analysis of paraffin-embedded Human Ovarian Carcinoma Tissue using ATG5 Mouse mAb diluted at 1:200.



Immunohistochemical analysis of paraffin-embedded Human Breast Carcinoma Tissue using ATG5 Mouse mAb diluted at 1:200.



Western blot analysis using ATG5 Mouse Monoclonal Antibody(3C7) #44254.

Note: This product is for in vitro research use only