

Acetyl P53(K382) Mouse Monoclonal Antibody(5H10)

Catalog No: #HW208

Package Size: #HW208-1 50ul #HW208-2 100ul

Orders: order@signalwayantibody.com

Support: tech@signalwayantibody.com

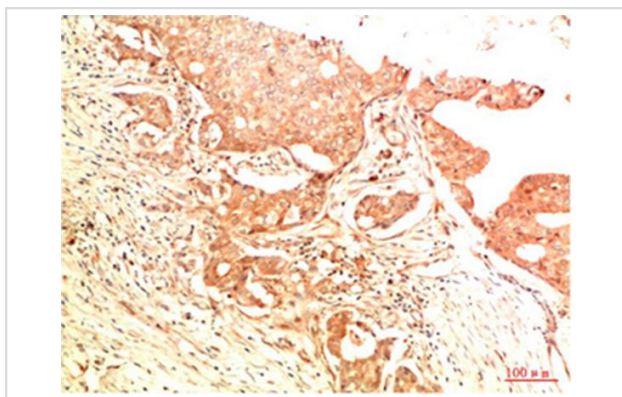
Description

Product Name	Acetyl P53(K382) Mouse Monoclonal Antibody(5H10)
Host Species	Mouse
Clonality	Monoclonal
Clone No.	5H10
Isotype	IgG1
Applications	IHC
Species Reactivity	Hu Ms Rt
Specificity	The antibody detects endogenous Acetyl P53(K382) protein
Immunogen Type	Peptide
Immunogen Description	Synthetic Peptide of Acetyl P53(K382)
Target Name	P53
Other Names	Cellular tumor antigen p53 (Antigen NY-CO-13) (Phosphoprotein p53) (Tumor suppressor p53)
Accession No.	Swiss-Prot:P04637Gene ID:7157
Uniprot	P04637
GeneID	7157;
Calculated MW	53kd
Concentration	1mg/ml
Formulation	Liquid in PBS containing 50% glycerol, 0.5% BSA and 0.02% sodium azide.
Storage	Store at -20°C/1 year

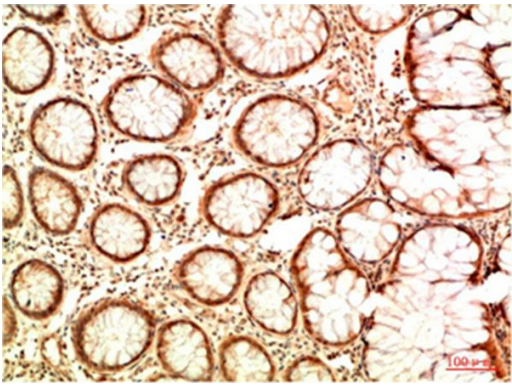
Application Details

Immunohistochemistry: 1:50-1:200

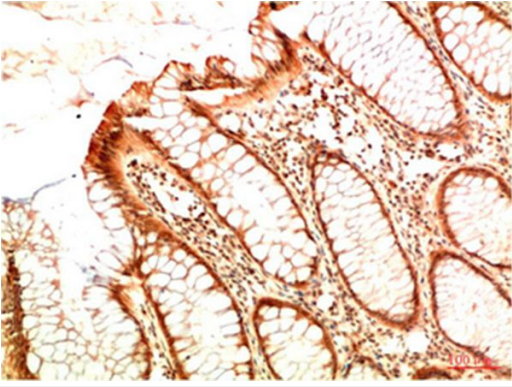
Images



Immunohistochemical analysis of paraffin-embedded Human Breast Carcinoma Tissue using Acetyl P53(K382) Mouse mAb diluted at 1:200.



Immunohistochemical analysis of paraffin-embedded Human Colon Carcinoma Tissue using Acetyl P53(K382) Mouse mAb diluted at 1:200.



Immunohistochemical analysis of paraffin-embedded Human Colon Carcinoma Tissue using Acetyl P53(K382) Mouse mAb diluted at 1:200.

Note: This product is for in vitro research use only