

## Collagen II Mouse Monoclonal Antibody(7F9)

Catalog No: #44278

Package Size: #44278-1 50ul #44278-2 100ul

Orders: order@signalwayantibody.com

Support: tech@signalwayantibody.com

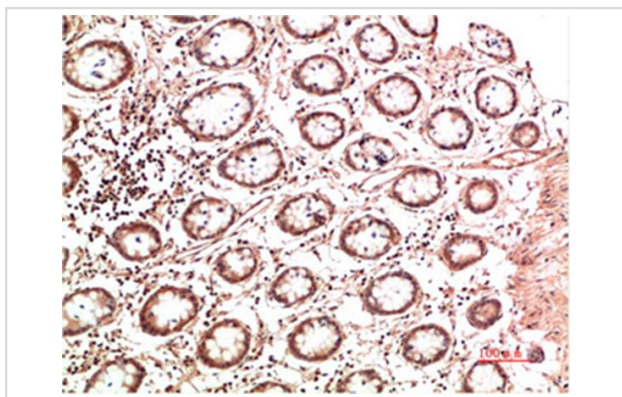
## Description

Product Name	Collagen II Mouse Monoclonal Antibody(7F9)
Host Species	Mouse
Clonality	Monoclonal
Clone No.	7F9
Isotype	IgG1
Applications	IHC
Species Reactivity	Hu Ms Rt
Specificity	The antibody detects endogenous Collagen II protein
Immunogen Type	Peptide
Immunogen Description	Synthetic Peptide of Collagen II
Target Name	Collagen II
Other Names	Collagen alpha-1(II) chain (Alpha-1 type II collagen) [Cleaved into: Collagen alpha-1(II) chain; Chondrocalcin]
Accession No.	Swiss-Prot:P02458Gene ID:1280
Uniprot	P02458
GeneID	1280;
Calculated MW	142kd
Concentration	1mg/ml
Formulation	Liquid in PBS containing 50% glycerol, 0.5% BSA and 0.02% sodium azide.
Storage	Store at -20°C/1 year

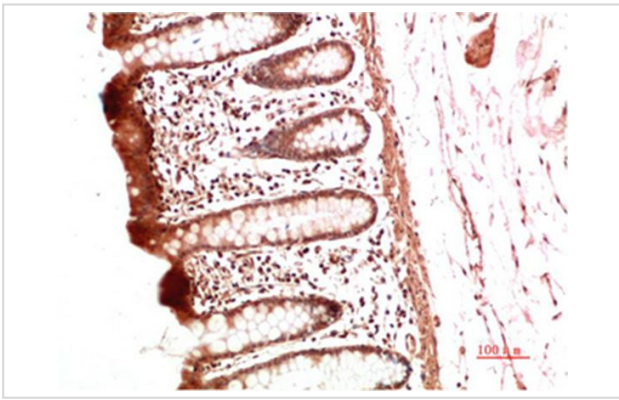
## Application Details

Immunohistochemistry: 1:50-1:200

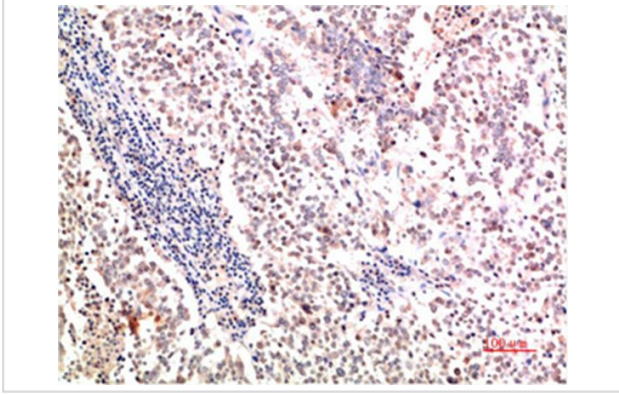
## Images



Immunohistochemical analysis of paraffin-embedded Human Colon Carcinoma Tissue using Collagen II Mouse mAb diluted at 1:500



Immunohistochemical analysis of paraffin-embedded Human Colon Carcinoma Tissue using Collagen II Mouse mAb diluted at 1:500



Immunohistochemical analysis of paraffin-embedded Human Lung Carcinoma Tissue using Collagen II Mouse mAb diluted at 1:500

---

Note: This product is for in vitro research use only