

Adenosine Deaminase antibody

Catalog No: #22950

Orders: order@signalwayantibody.com

Support: tech@signalwayantibody.com

Description

Product Name	Adenosine Deaminase antibody
Host Species	Rabbit
Clonality	Polyclonal
Purification	Purified by antigen-affinity chromatography.
Applications	WB IHC IF
Species Reactivity	Hu
Immunogen Type	Recombinant protein
Immunogen Description	Recombinant protein fragment contain a sequence corresponding to a region within amino acids 472 and 717 (P55265) of Adenosine Deaminase
Target Name	Adenosine Deaminase
Accession No.	Swiss-Prot:P55265Gene ID:103
Uniprot	P55265
GeneID	103;
Concentration	0.5mg/ml
Formulation	Supplied in 1XPBS, 10% Glycerol (pH7.0). 0.01% Thimerosal was added as a preservative.
Storage	Store at -20°C for long term preservation (recommended). Store at 4°C for short term use.

Application Details

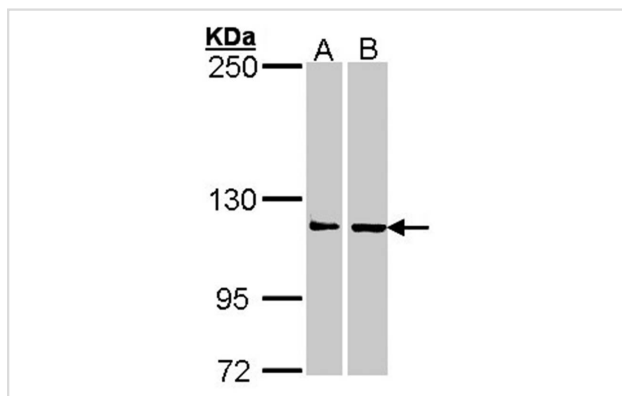
Predicted MW: 136kd

Western blotting: 1:500-1:3000

Immunohistochemistry: 1:100-1:250

Immunofluorescence: 1:100-1:200

Images



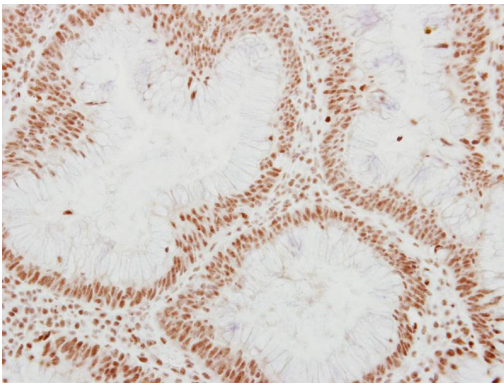
Sample (30 ug of whole cell lysate)

A: A431

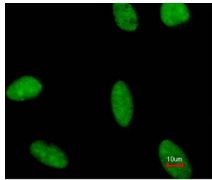
B: HeLa

5% SDS PAGE

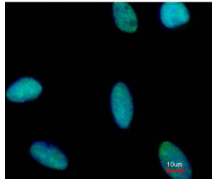
Primary antibody diluted at 1: 1000



Immunohistochemical analysis of paraffin-embedded Colon ca, using Adenosine Deaminase antibody at 1: 250 dilution.



Merged with DNA probe



Immunofluorescence analysis of paraformaldehyde-fixed HeLa, using Adenosine Deaminase antibody at 1: 200 dilution.

Background

This gene encodes the enzyme responsible for RNA editing by site-specific deamination of adenosines. This enzyme destabilizes double stranded RNA through conversion of adenosine to inosine. Mutations in this gene have been associated with dyschromatosis symmetrica hereditaria. Alternate transcriptional splice variants, encoding different isoforms, have been characterized. [provided by RefSeq]

Note: This product is for in vitro research use only