

Zap-70(Phospho-Tyr319) Antibody

Catalog No: #11159

Package Size: #11159-1 50ul #11159-2 100ul

Orders: order@signalwayantibody.comSupport: tech@signalwayantibody.com

Description

Product Name	Zap-70(Phospho-Tyr319) Antibody
Host Species	Rabbit
Clonality	Polyclonal
Purification	Antibodies were produced by immunizing rabbits with synthetic phosphopeptide and KLH conjugates. Antibodies were purified by affinity-chromatography using epitope-specific phosphopeptide. Non-phospho specific antibodies were removed by chromatography using non-phosphopeptide.
Applications	WB IHC IF
Species Reactivity	Hu Ms Rt
Specificity	The antibody detects endogenous level of VEGFR2 only when phosphorylated at tyrosine 1214.
Immunogen Type	Peptide-KLH
Immunogen Description	Peptide sequence around phosphorylation site of tyrosine 319 (S-P-Y(p)-S-D) derived from Human Zap-70.
Target Name	Zap-70
Modification	Phospho
Other Names	SRK, STD, TZK, STCD, ZAP-70
Accession No.	Swiss-Prot: P43403NCBI Protein: NP_001070.2
Uniprot	P43403
GeneID	7535;
Concentration	1.0mg/ml
Formulation	Supplied at 1.0mg/mL in phosphate buffered saline (without Mg ²⁺ and Ca ²⁺), pH 7.4, 150mM NaCl, 0.02% sodium azide and 50% glycerol.
Storage	Store at -20°C for long term preservation (recommended). Store at 4°C for short term use.


Application Details

Predicted MW: 70kd

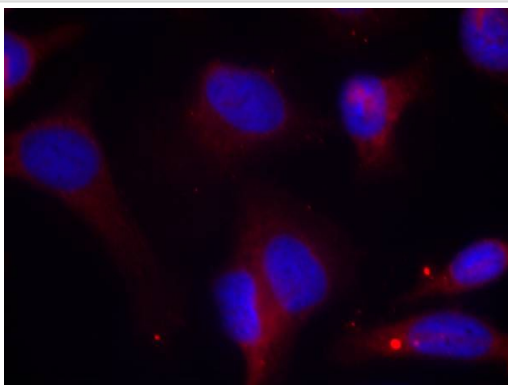
Western blotting: 1:500~1:1000

Immunofluorescence: 1:100~1:200

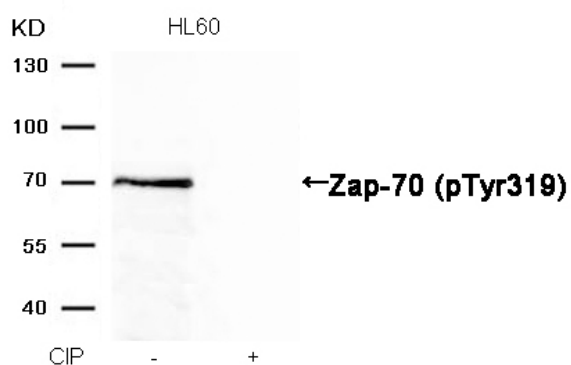
Images



Western blot analysis of extracts from Jurkat cells using Zap-70(Phospho-Tyr319) Antibody #11159(Lane 2) and the same antibody preincubated with blocking peptide(Lane1).



Immunofluorescence staining of methanol-fixed HeLa cells using Zap-70(Phospho-Tyr319) Antibody #11159.



Western blot analysis of extracts from HL60 cells, treated with calf intestinal phosphatase (CIP), using Zap-70 (Phospho-Tyr319) Antibody #11159.

Background

Plays a role in T-cell development and lymphocyte activation. Essential for TCR-mediated IL-2 production. Isoform 1 induces TCR-mediated signal transduction, isoform 2 does not.

Salomon AR, et al. (2003) Proc Natl Acad Sci U S A; 100(2): 443-448

Ku GM, et al. (2001) EMBO J; 20(3): 457-465

Tang J, et al. (1999) Proc Natl Acad Sci U S A; 96(17): 9775-9780

Zhao Q, et al. (1996) Mol Cell Biol; 16(12): 6765-6774

Williams BL, et al. (1999) EMBO J; 18(7): 1832-1844

Adjali O, et al. (2005) J Clin Invest; 115(8): 2287-2295.

Note: This product is for in vitro research use only