

COX4 antibody

Catalog No: #22986

Orders: order@signalwayantibody.com

Support: tech@signalwayantibody.com

Description

Product Name	COX4 antibody
Host Species	Rabbit
Clonality	Polyclonal
Purification	Purified by antigen-affinity chromatography.
Applications	WB IHC IF
Species Reactivity	Hu
Immunogen Type	Recombinant protein
Immunogen Description	Recombinant protein fragment contain a sequence corresponding to a region within amino acids 1 and 169 of Human COX4I1
Target Name	COX4
Other Names	COX4; COXIV; MGC72016
Accession No.	Swiss-Prot:P13073Gene ID:1327
Uniprot	P13073
GeneID	1327;
Concentration	0.4mg/ml
Formulation	Supplied in 0.1M Tris-buffered saline with 10% Glycerol (pH7.0). 0.01% Thimerosal was added as a preservative.
Storage	Store at -20°C for long term preservation (recommended). Store at 4°C for short term use.

Application Details

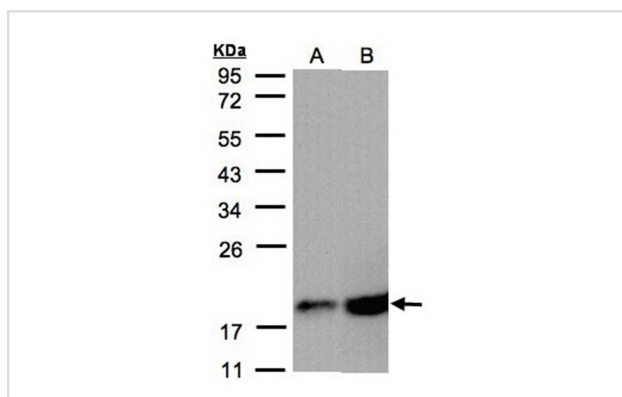
Predicted MW: 20kd

Western blotting: 1:500-1:3000

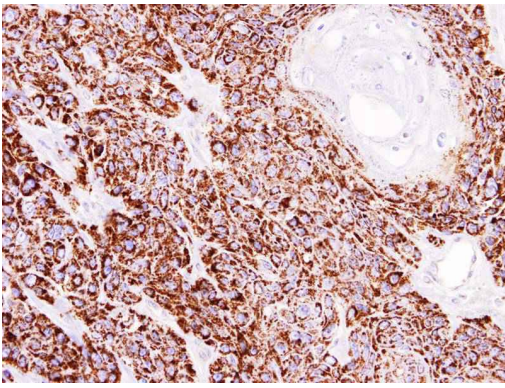
Immunohistochemistry: 1:100-1:250

Immunofluorescence: 1:100-1:200

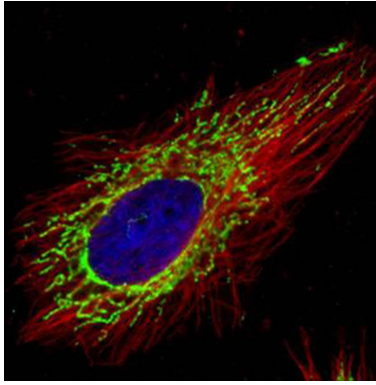
Images



Sample(30 ug of whole cell lysate)
A: A431
B: MOLT4
12% SDS PAGE
Primary antibody diluted at 1: 2000



Immunohistochemical analysis of paraffin-embedded CA922 xenograft, using COX4 antibody at 1: 100 dilution.



Confocal immunofluorescence analysis (Olympus FV10i) of methanol-fixed HeLa, using COX4 antibody (Green) at 1: 500 dilution and alpha-tubulin antibody (Red) at 1: 2000.

Background

Cytochrome c oxidase (COX) is the terminal enzyme of the mitochondrial respiratory chain. It is a multi-subunit enzyme complex that couples the transfer of electrons from cytochrome c to molecular oxygen and contributes to a proton electrochemical gradient across the inner mitochondrial membrane. The complex consists of 13 mitochondrial- and nuclear-encoded subunits. The mitochondrially-encoded subunits perform the electron transfer and proton pumping activities. The functions of the nuclear-encoded subunits are unknown but they may play a role in the regulation and assembly of the complex. This gene encodes the nuclear-encoded subunit IV isoform 1 of the human mitochondrial respiratory chain enzyme. It is located at the 3' of the NOC4 (neighbor of COX4) gene in a head-to-head orientation, and shares a promoter with it. [provided by RefSeq]

Note: This product is for in vitro research use only