

MMP2 antibody

Catalog No: #23042

Orders: order@signalwayantibody.com

Support: tech@signalwayantibody.com

Description

Product Name	MMP2 antibody
Host Species	Rabbit
Clonality	Polyclonal
Purification	Purified by antigen-affinity chromatography.
Applications	WB IF
Species Reactivity	Hu
Immunogen Type	Recombinant protein
Immunogen Description	Recombinant protein fragment contain a sequence corresponding to a region within amino acids 193 and 545 of Human MMP2
Target Name	MMP2
Accession No.	Swiss-Prot:P08253Gene ID:4313
Uniprot	P08253
GeneID	4313;
Concentration	0.2mg/ml
Formulation	Supplied in 0.1M Tris-buffered saline with 10% Glycerol (pH7.0). 0.01% Thimerosal was added as a preservative.
Storage	Store at -20°C for long term preservation (recommended). Store at 4°C for short term use.

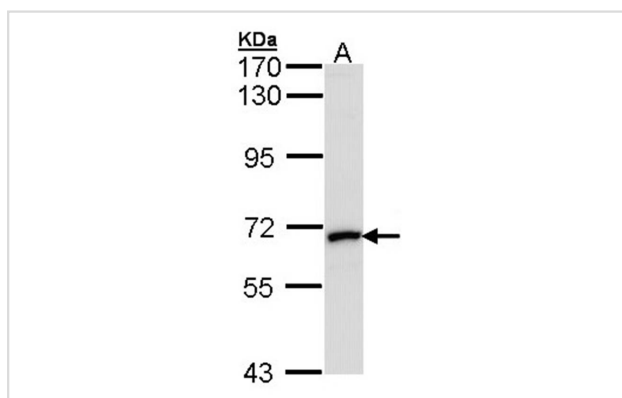
Application Details

Predicted MW: 74kd

Western blotting: 1:500-1:3000

Immunofluorescence: 1:100-1:200

Images



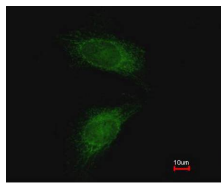
Sample (30 ug of whole cell lysate)

A: Hep G2

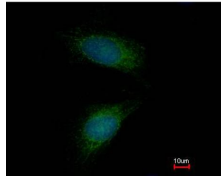
7.5% SDS PAGE

Primary antibody diluted at 1: 1000

Immunofluorescence analysis of methanol-fixed HeLa, using MMP2 antibody at 1: 200 dilution.



Costained with Hoechst 33342



Background

Proteins of the matrix metalloproteinase (MMP) family are involved in the breakdown of extracellular matrix in normal physiological processes, such as embryonic development, reproduction, and tissue remodeling, as well as in disease processes, such as arthritis and metastasis. Most MMP's are secreted as inactive proproteins which are activated when cleaved by extracellular proteinases. This gene encodes an enzyme which degrades type IV collagen, the major structural component of basement membranes. The enzyme plays a role in endometrial menstrual breakdown, regulation of vascularization and the inflammatory response. Mutations in this gene have been associated with Winchester syndrome and Nodulosis-Arthropathy-Osteolysis (NAO) syndrome. Two transcript variants encoding different isoforms have been found for this gene. [provided by RefSeq]

Note: This product is for in vitro research use only