

Progesterone receptor antibody

Catalog No: #23053

Orders: order@signalwayantibody.com

Support: tech@signalwayantibody.com

Description

Product Name	Progesterone receptor antibody
Host Species	Rabbit
Clonality	Polyclonal
Purification	Purified by antigen-affinity chromatography.
Applications	WB IHC IF
Species Reactivity	Hu
Immunogen Type	Peptide
Immunogen Description	Synthetic peptide contain a sequence corresponding to a region within amino acids 18 and 82 of Progesterone receptor
Target Name	Progesterone receptor
Accession No.	Swiss-Prot:P06401Gene ID:5241
Uniprot	P06401
GeneID	5241;
Concentration	0.3mg/ml
Formulation	Supplied in 0.1M Tris-buffered saline with 20% Glycerol (pH7.0). 0.01% Thimerosal was added as a preservative.
Storage	Store at -20°C for long term preservation (recommended). Store at 4°C for short term use.

Application Details

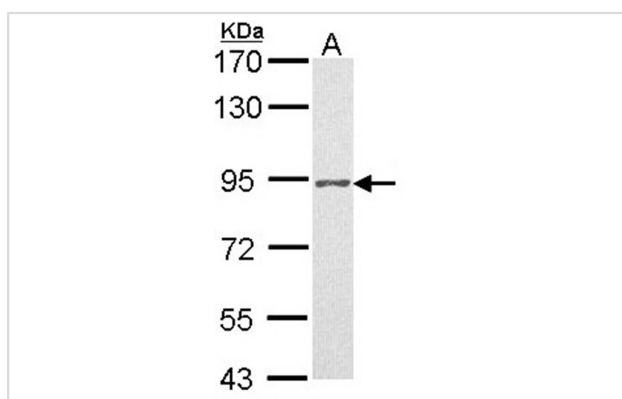
Predicted MW: 99kd

Western blotting: 1:500-1:3000

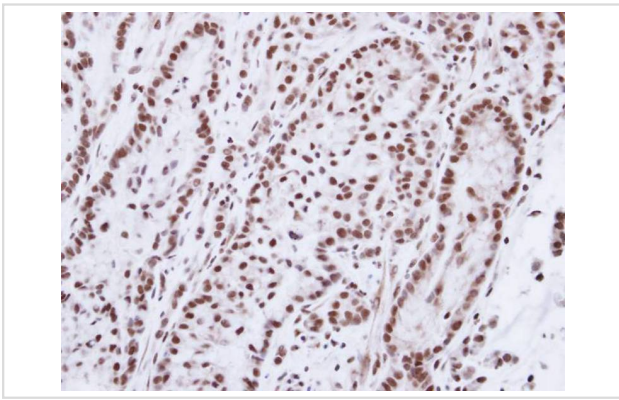
Immunohistochemistry: 1:100-1:500

Immunofluorescence: 1:100-1:200

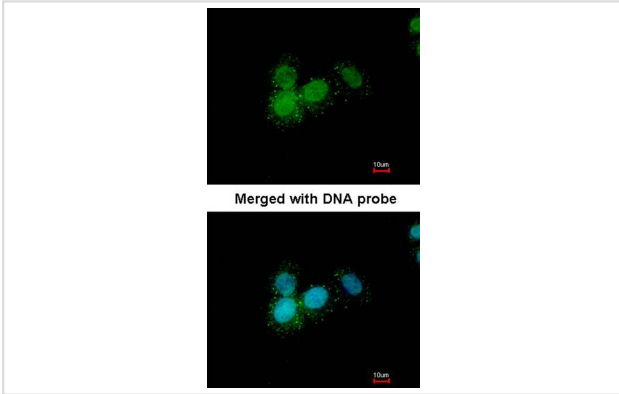
Images



Sample (30 ug of whole cell lysate)
 A: H1299
 7.5% SDS PAGE
 Primary antibody diluted at 1: 500



Immunohistochemical analysis of paraffin-embedded A549 xenograft, using Progesterone receptor antibody at 1: 100 dilution.



Immunofluorescence analysis of paraformaldehyde-fixed A549, using Progesterone receptor antibody at 1: 200 dilution.

Background

This gene encodes a member of the steroid receptor superfamily. The encoded protein mediates the physiological effects of progesterone, which plays a central role in reproductive events associated with the establishment and maintenance of pregnancy. This gene uses two distinct promoters and translation start sites in the first exon to produce two isoforms, A and B. The two isoforms are identical except for the additional 165 amino acids found in the N-terminus of isoform B and mediate their own response genes and physiologic effects with little overlap. The location of transcription initiation for isoform A has not been clearly determined. [provided by RefSeq]

Note: This product is for in vitro research use only