

UGT2B7 antibody

Catalog No: #23075

Orders: order@signalwayantibody.com

Support: tech@signalwayantibody.com

Description

Product Name	UGT2B7 antibody
Host Species	Rabbit
Clonality	Polyclonal
Purification	Purified by antigen-affinity chromatography.
Applications	WB IF
Species Reactivity	Hu
Immunogen Type	Recombinant protein
Immunogen Description	Recombinant protein fragment contain a sequence corresponding to a region within amino acids 1 and 248 of UGT2B7
Target Name	UGT2B7
Other Names	UGT2B9
Accession No.	NCBI Gene ID: 7364NCBI mRNA#: NM_001074NCBI Protein#: NP_001065
Uniprot	P16662
GeneID	7364;
Concentration	0.3mg/ml
Formulation	Supplied in 0.1M Tris-buffered saline with 10% Glycerol (pH7.0). 0.01% Thimerosal was added as a preservative.
Storage	Store at -20°C for long term preservation (recommended). Store at 4°C for short term use.


Application Details

Predicted MW: 61kd

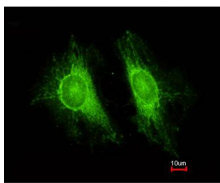
Western blotting: 1:500-1:3000

Immunofluorescence: 1:100-1:200

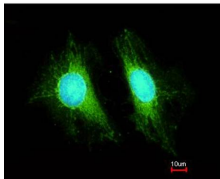
Images



Sample (30 ug of whole cell lysate)
A: A431
7.5% SDS PAGE
Primary antibody diluted at 1: 500



Costained with Hoechst 33342



Immunofluorescence analysis of methanol-fixed HeLa, using UGT2B7 antibody at 1: 50 dilution.

Background

The UGTs (EC 2.4.1.17) serve a major role in the conjugation and subsequent elimination of potentially toxic xenobiotics and endogenous compounds. UGT2B7 has unique specificity for 3,4-catechol estrogens and estriol, suggesting that it may play an important role in regulating the level and activity of these potent estrogen metabolites. Its subcellular location is the microsome.[supplied by OMIM]

Note: This product is for in vitro research use only