

PIP5K Antibody

Catalog No: #45453

Package Size: #45453-1 50ul #45453-2 100ul

Orders: order@signalwayantibody.comSupport: tech@signalwayantibody.com


Description

Product Name	PIP5K Antibody
Host Species	Rabbit
Clonality	Polyclonal
Purification	Immunogen affinity purified
Applications	WB
Species Reactivity	Hu Ms
Specificity	PIP5K Antibody detects endogenous levels of total PIP5K
Immunogen Type	Peptide
Immunogen Description	A synthesized peptide derived from human PIP5K
Target Name	PIP5K
Other Names	PIKFYVE, FAB1, KIAA0981, p235, ZFYVE29, PIP5K3, PIP5K, PIPkin-III, Type III PIP kinase
Accession No.	Swiss-Prot#: Q9Y2I7NCBI Gene ID:200576
Uniprot	Q9Y2I7
GeneID	200576;
Calculated MW	237 kDa
Concentration	1.0mg/mL
Formulation	Rabbit IgG in phosphate buffered saline , pH 7.4, 150mM NaCl, 0.02% sodium azide and 50% glycerol.
Storage	Store at -20°C

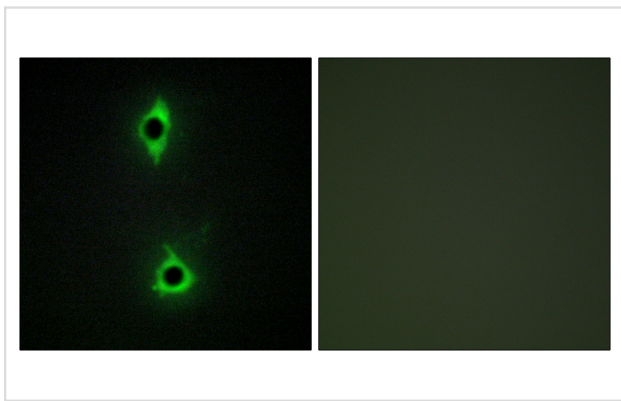
Application Details

Western blotting: 1:1000-3000

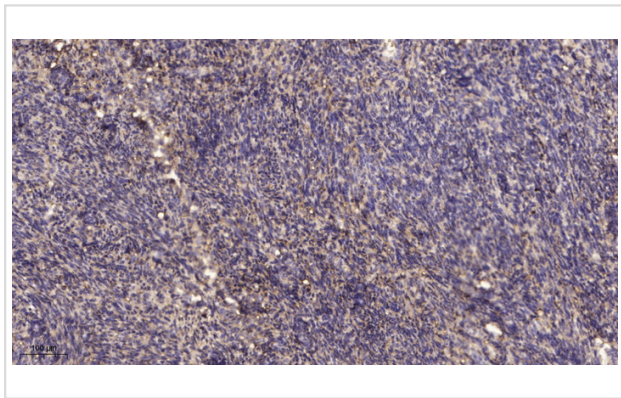
Images



Western Blot analysis of various cells using PIP5KIII Polyclonal Antibody



Immunofluorescence analysis of COS7 cells, using PIP5K Antibody. The picture on the right is blocked with the synthesized peptide.



Immunohistochemical analysis of paraffin-embedded human uterus. 1, Antibody was diluted at 1:200(4° overnight). 2, Tris-EDTA,pH9.0 was used for antigen retrieval. 3,Secondary antibody was diluted at 1:200(room temperature, 45min).

Note: This product is for in vitro research use only