

TIAM1 Polyclonal Antibody

Catalog No: #27344

Package Size: #27344-1 50ul #27344-2 100ul

Orders: order@signalwayantibody.comSupport: tech@signalwayantibody.com

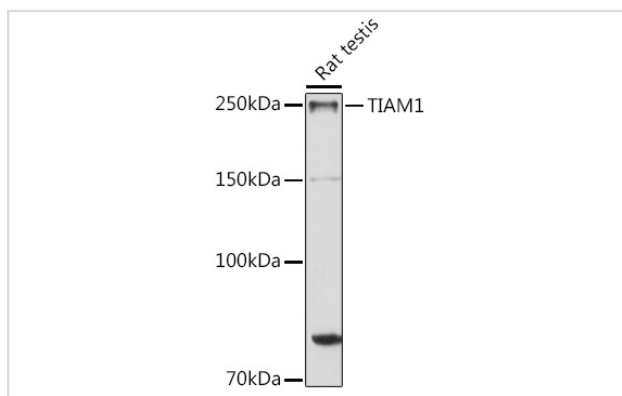
Description

Product Name	TIAM1 Polyclonal Antibody
Host Species	Rabbit
Clonality	Polyclonal
Isotype	IgG
Purification	Affinity purification
Applications	WB,IHC
Species Reactivity	Human,Rat
Immunogen Description	Recombinant fusion protein of human TIAM1 (NP_003244.2).
Other Names	TIAM1
Accession No.	Uniprot:Q13009GeneID:7074
Uniprot	Q13009
GeneID	7074
Calculated MW	170kDa
SDS-PAGE MW	250KDa
Formulation	PBS with 0.02% sodium azide,50% glycerol,pH7.3.
Storage	Store at -20°C. Avoid freeze / thaw cycles.

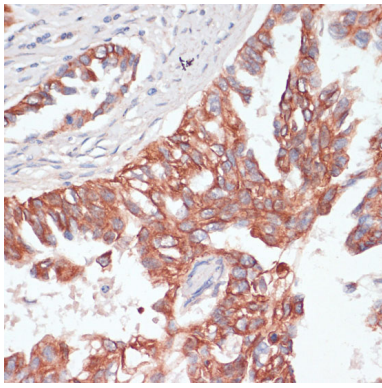
Application Details

WB □ 1:200 - 1:2000 IHC □ 1:50 - 1:200

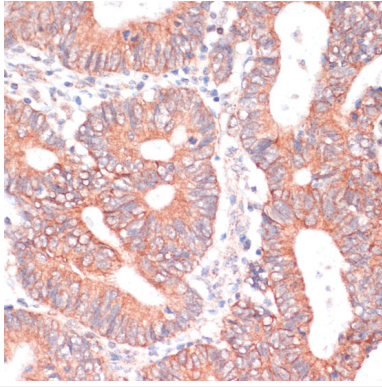
Images



Western blot analysis of extracts of Rat testis, using TIAM1 antibody.



Immunohistochemistry of paraffin-embedded human lung cancer using TIAM1 antibody.



Immunohistochemistry of paraffin-embedded human colon carcinoma using TIAM1 antibody.

Background

Guanyl-nucleotide exchange factor that activates RHO-like proteins and connects extracellular signals to cytoskeletal activities. Activates RAC1, CDC42, and to a lesser extent RHOA and their downstream signaling to regulate processes like cell adhesion and cell migration.

Note: This product is for in vitro research use only