

GSDMD (Full length+C terminal) Polyclonal Antibody

Catalog No: #30013

Package Size: #30013-1 50ul #30013-2 100ul

Orders: order@signalwayantibody.com

Support: tech@signalwayantibody.com

Description

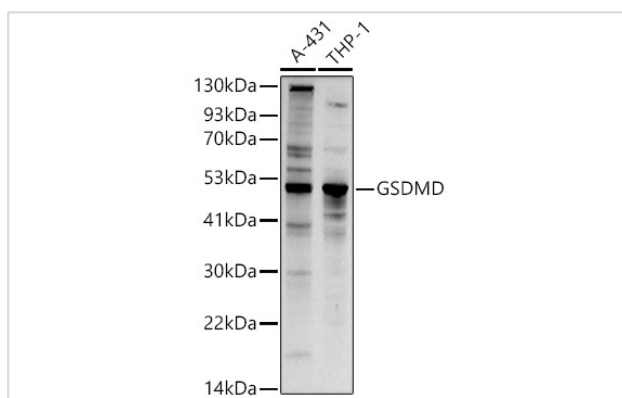
Product Name	GSDMD (Full length+C terminal) Polyclonal Antibody
Host Species	Rabbit
Clonality	Polyclonal
Isotype	IgG
Purification	Affinity purification
Applications	WB,IF
Species Reactivity	Human,Mouse,Rat
Immunogen Description	Recombinant fusion protein of human GSDMD (NP_079012.3).
Other Names	GSDMD;DF5L;DFNA5L;FKSG10;GSDMDC1
Accession No.	Uniprot:P57764GeneID:79792
Uniprot	P57764
GeneID	79792
Calculated MW	53kDa
SDS-PAGE MW	53kDa/23kDa
Formulation	PBS with 0.02% sodium azide,50% glycerol,pH7.3.
Storage	Store at -20°C. Avoid freeze / thaw cycles.

Application Details

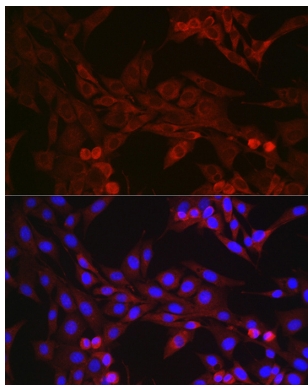
WB □ 1:500 - 1:2000

IF □ 1:50 - 1:200

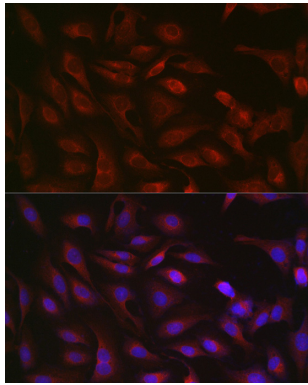
Images



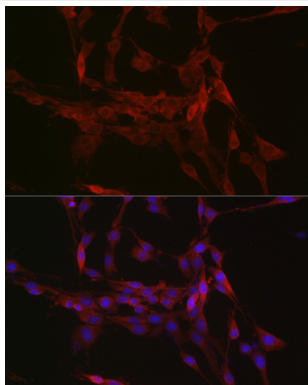
Western blot analysis of extracts of various cell lines, using GSDMD (Full Length+C terminal) antibody.



Immunofluorescence analysis of NIH/3T3 cells using GSDMD (Full Length+C terminal) Rabbit pAb.



Immunofluorescence analysis of U2OS cells using GSDMD (Full Length+C terminal) Rabbit pAb.



Immunofluorescence analysis of PC-12 cells using GSDMD (Full Length+C terminal) Rabbit pAb.

Background

Gasdermin D is a member of the gasdermin family. Members of this family appear to play a role in regulation of epithelial proliferation. Gasdermin D has been suggested to act as a tumor suppressor. Alternatively spliced transcript variants have been described.

Note: This product is for in vitro research use only