

## RBM3 Polyclonal Antibody

Catalog No: #30679

Package Size: #30679-1 50ul #30679-2 100ul

Orders: [order@signalwayantibody.com](mailto:order@signalwayantibody.com)Support: [tech@signalwayantibody.com](mailto:tech@signalwayantibody.com)

## Description

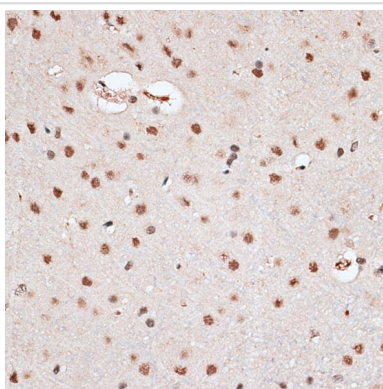
Product Name	RBM3 Polyclonal Antibody
Host Species	Rabbit
Clonality	Polyclonal
Isotype	IgG
Purification	Affinity purification
Applications	WB IHC
Species Reactivity	Human,Mouse,Rat
Immunogen Description	Recombinant fusion protein of human RBM3 (NP_006734.1).
Other Names	RBM3; IS1-RNPL; RNPL; RNA-binding protein 3
Accession No.	Swiss-Prot#:P98179NCBI Gene ID:5935
Uniprot	P98179
GeneID	5935;
Calculated MW	17kDa
Concentration	0.76mg/ml
Formulation	PBS with 0.02% sodium azide,50% glycerol,pH7.3.
Storage	Store at -20°C. Avoid freeze / thaw cycles.

## Application Details

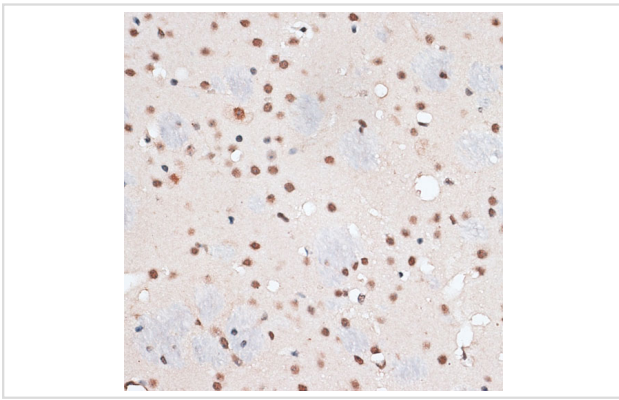
WB 1:200 - 1:2000

IHC 1:50 - 1:200

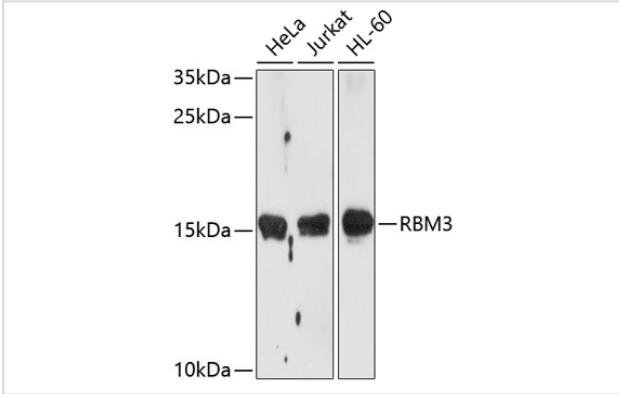
## Images



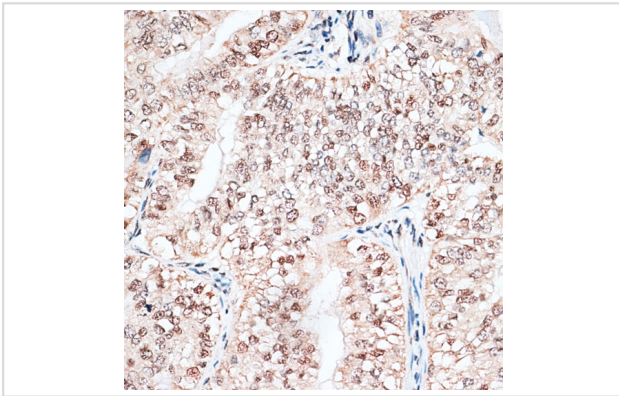
Immunohistochemistry of paraffin-embedded rat brain using RBM3 at dilution of 1:100 (40x lens).



Immunohistochemistry of paraffin-embedded mouse brain using RBM3 at dilution of 1:100 (40x lens).



Western blot analysis of extracts of various cell lines, using RBM3 at 1:1000 dilution.



Immunohistochemistry of paraffin-embedded human endometrium cancer using RBM3 at dilution of 1:100 (40x lens).

## Background

This gene is a member of the glycine-rich RNA-binding protein family and encodes a protein with one RNA recognition motif (RRM) domain. Expression of this gene is induced by cold shock and low oxygen tension. A pseudogene exists on chromosome 1. Multiple alternatively spliced transcript variants that are predicted to encode different isoforms have been characterized although some of these variants fit nonsense-mediated decay (NMD) criteria.

Note: This product is for in vitro research use only