

NOP56 Polyclonal Antibody

Catalog No: #46736

Package Size: #46736-1 50ul #46736-2 100ul

Orders: order@signalwayantibody.com

Support: tech@signalwayantibody.com

Description


Product Name	NOP56 Polyclonal Antibody
Host Species	Rabbit
Clonality	Polyclonal
Purification	The antibody was affinity-purified from rabbit antiserum by affinity-chromatography using epitope-specific immunogen.
Applications	WB IHC
Species Reactivity	Hu Ms Rt
Specificity	NOP56 Polyclonal Antibody detects endogenous levels of NOP56
Immunogen Type	protein
Immunogen Description	Synthesized peptide derived from NOP56 at AA range: 191-240
Target Name	NOP56
Other Names	Nucleolar protein 56 (Nucleolar protein 5A)
Accession No.	Swiss-Prot:O00567NCBI Gene ID:10528
Uniprot	O00567
GeneID	10528;
Calculated MW	65 kDa
Concentration	1 mg/ml
Formulation	Liquid in PBS containing 50% glycerol, 0.5% BSA and 0.02% sodium azide.
Storage	Store at -20°C

Application Details

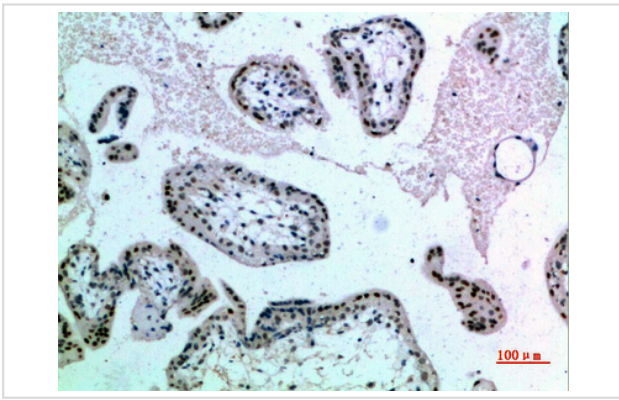
Western blotting: 1B£B'1500-1B£B'12000

Immunohistochemistry: IHC: 1:100-1:300

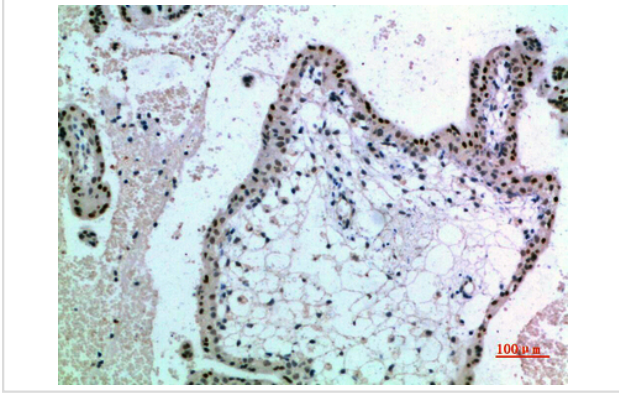
Images



Western Blot analysis of HEPG2 HeLa cells using NOP56 Polyclonal Antibody diluted at 1:1000. Secondary antibody was diluted at 1:20000



Immunohistochemical analysis of paraffin-embedded human-placenta, antibody was diluted at 1:200



Immunohistochemical analysis of paraffin-embedded human-placenta, antibody was diluted at 1:200

Note: This product is for in vitro research use only