

TMPO Polyclonal Antibody

Catalog No: #46756

Package Size: #46756-1 50ul #46756-2 100ul

Orders: order@signalwayantibody.com

Support: tech@signalwayantibody.com

Description

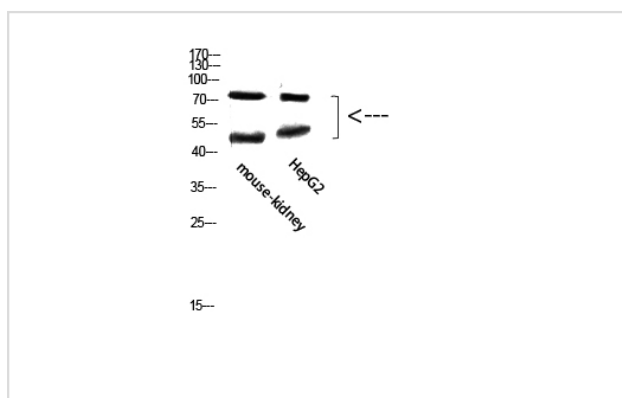
Product Name	TMPO Polyclonal Antibody
Host Species	Rabbit
Clonality	Polyclonal
Purification	The antibody was affinity-purified from rabbit serum by affinity-chromatography using specific immunogen.
Applications	WB IHC
Species Reactivity	Hu Ms Rt
Specificity	The antibody detects endogenous TMPO protein
Immunogen Type	protein
Immunogen Description	Synthetic peptide from human protein at AA range: 1-50
Target Name	TMPO
Other Names	TMPO LAP2
Accession No.	Swiss-Prot:P42166/P42167NCBI Gene ID:7112
Uniprot	P42166
GeneID	7112;
Calculated MW	135 kDa
Concentration	1 mg/ml
Formulation	Liquid in PBS containing 50% glycerol, 0.5% BSA and 0.02% sodium azide.
Storage	Store at -20°C

Application Details

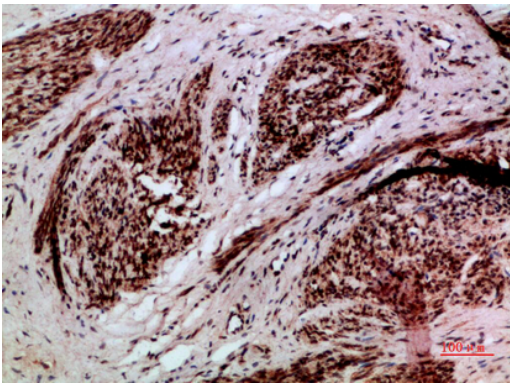
Western blotting: 1B£B1500-1B£B110000

Immunohistochemistry: IHC: 1:100-1:300

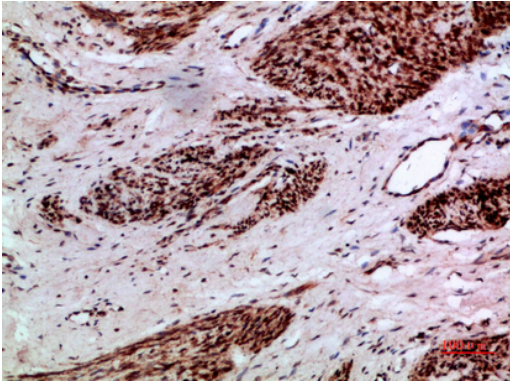
Images



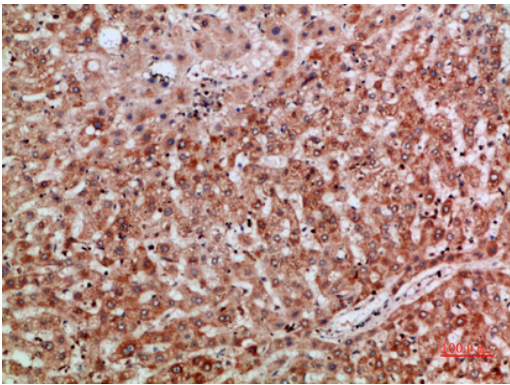
Western Blot analysis of mouse-kidney, hepg2 cells using Antibody diluted at 800. Secondary antibody was diluted at 1:20000



Immunohistochemical analysis of paraffin-embedded human-cervical-cancer, antibody was diluted at 1:200



Immunohistochemical analysis of paraffin-embedded human-cervical-cancer, antibody was diluted at 1:200



Immunohistochemical analysis of paraffin-embedded human-liver, antibody was diluted at 1:200

Note: This product is for in vitro research use only