

CD168 Polyclonal Antibody

Catalog No: #46775

Package Size: #46775-1 50ul #46775-2 100ul

Orders: order@signalwayantibody.com

Support: tech@signalwayantibody.com

Description

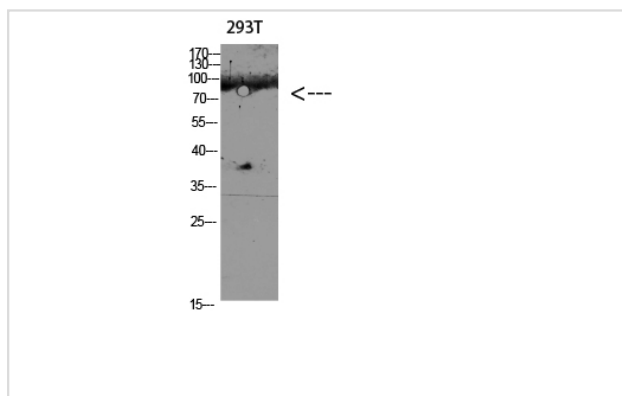
Product Name	CD168 Polyclonal Antibody
Host Species	Rabbit
Clonality	Polyclonal
Purification	The antibody was affinity-purified from rabbit serum by affinity-chromatography using specific immunogen.
Applications	WB IHC
Species Reactivity	Hu
Specificity	The antibody detects endogenous CD168
Immunogen Type	protein
Immunogen Description	Synthetic peptide from human protein at AA range: 280-340
Target Name	CD168
Other Names	Hyaluronan mediated motility receptor (Intracellular hyaluronic acid-binding protein) (Receptor for hyaluronan-mediated motility) (CD antigen CD168)
Accession No.	Swiss-Prot:O75330NCBI Gene ID:3161
Uniprot	O75330
GeneID	3161;
Calculated MW	84 kDa
Concentration	1 mg/ml
Formulation	Liquid in PBS containing 50% glycerol, 0.5% BSA and 0.02% sodium azide.
Storage	Store at -20°C

Application Details

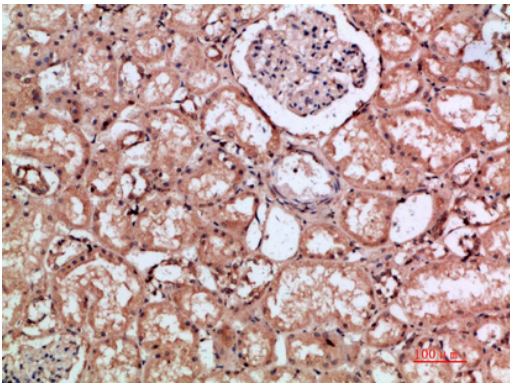
Western blotting: 1B£B'1500-1B£B'12000

Immunohistochemistry: IHC 1:50-300

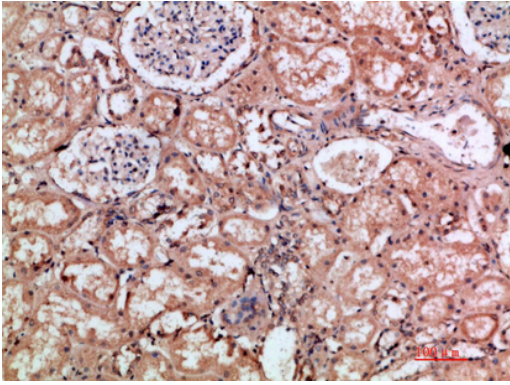
Images



Western blot analysis of 293T lysate, antibody was diluted at 1000. Secondary antibody was diluted at 1:20000



Immunohistochemical analysis of paraffin-embedded human-kidney, antibody was diluted at 1:200



Immunohistochemical analysis of paraffin-embedded human-kidney, antibody was diluted at 1:200

Note: This product is for in vitro research use only