

## CD158k Polyclonal Antibody

Catalog No: #46817

Package Size: #46817-1 50ul #46817-2 100ul

Orders: [order@signalwayantibody.com](mailto:order@signalwayantibody.com)Support: [tech@signalwayantibody.com](mailto:tech@signalwayantibody.com)

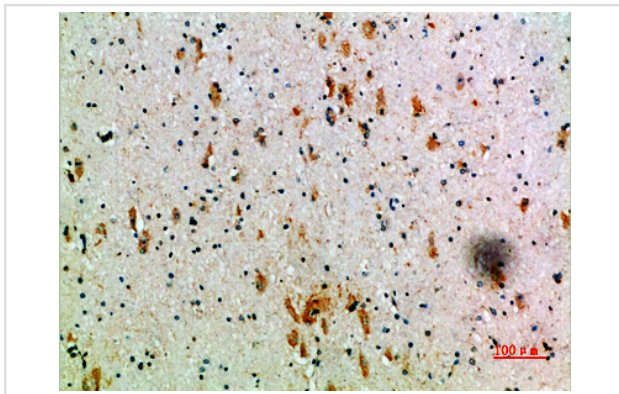
## Description

Product Name	CD158k Polyclonal Antibody
Host Species	Rabbit
Clonality	Polyclonal
Purification	The antibody was affinity-purified from rabbit serum by affinity-chromatography using specific immunogen.
Applications	IHC
Species Reactivity	Hu
Specificity	The antibody detects endogenous CD158k
Immunogen Type	protein
Immunogen Description	Synthetic peptide from human protein at AA range: 221-270
Target Name	CD158k
Other Names	Killer cell immunoglobulin-like receptor 3DL2 (CD158 antigen-like family member K) (MHC class I NK cell receptor) (Natural killer-associated transcript 4) (NKAT-4) (p70 natural killer cell receptor clone CL-5) (p70 NK receptor CL-5) (CD antigen CD158k)
Accession No.	Swiss-Prot:P43630NCBI Gene ID:3812
Uniprot	P43630
GeneID	3812;
Concentration	1 mg/ml
Formulation	Liquid in PBS containing 50% glycerol, 0.5% BSA and 0.02% sodium azide.
Storage	Store at -20°C

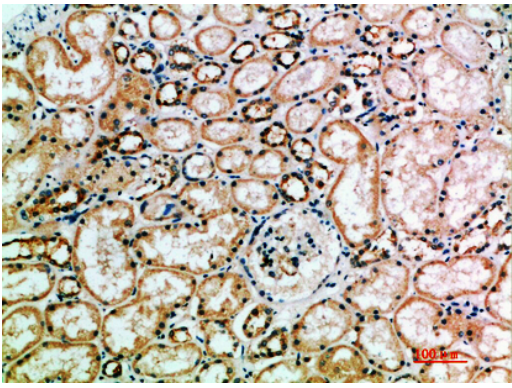
## Application Details

Immunohistochemistry: IHC 1:50-300

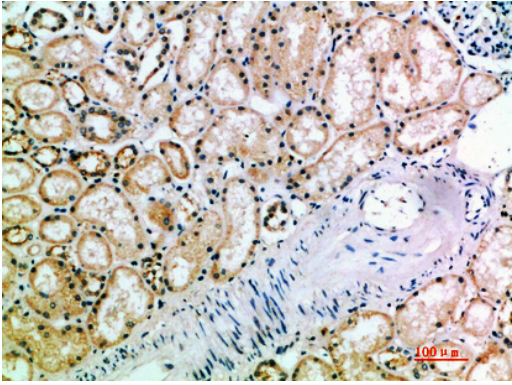
## Images



Immunohistochemical analysis of paraffin-embedded human-brain, antibody was diluted at 1:200



Immunohistochemical analysis of paraffin-embedded human-kidney, antibody was diluted at 1:200



Immunohistochemical analysis of paraffin-embedded human-kidney, antibody was diluted at 1:200

---

Note: This product is for in vitro research use only