

BMP-9 Polyclonal Antibody

Catalog No: #46836

Package Size: #46836-1 50ul #46836-2 100ul

Orders: order@signalwayantibody.comSupport: tech@signalwayantibody.com

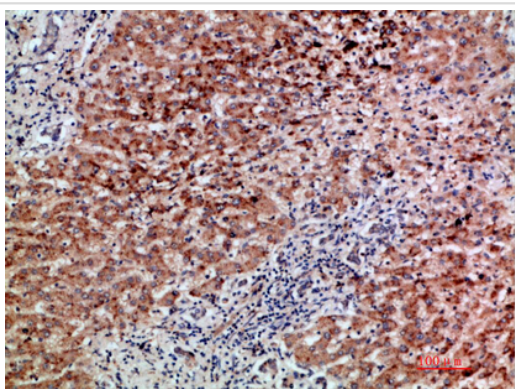
Description

Product Name	BMP-9 Polyclonal Antibody
Host Species	Rabbit
Clonality	Polyclonal
Purification	The antibody was affinity-purified from rabbit serum by affinity-chromatography using specific immunogen.
Applications	IHC
Species Reactivity	Hu Ms
Specificity	The antibody detects endogenous BMP-9
Immunogen Type	protein
Immunogen Description	Synthetic peptide from human protein at AA range: 371-420
Target Name	BMP-9
Other Names	Growth/differentiation factor 2 (GDF-2) (Bone morphogenetic protein 9) (BMP-9)
Accession No.	Swiss-Prot:Q9UK05NCBI Gene ID:2658
Uniprot	Q9UK05
GeneID	2658;
Concentration	1 mg/ml
Formulation	Liquid in PBS containing 50% glycerol, 0.5% BSA and 0.02% sodium azide.
Storage	Store at -20°C

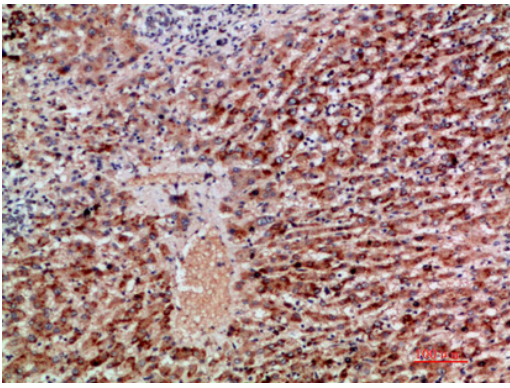
Application Details

Immunohistochemistry: IHC 1:50-300

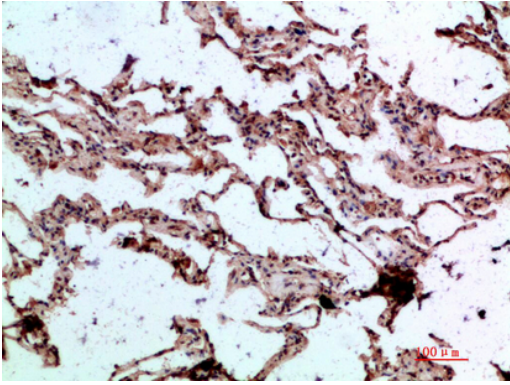
Images



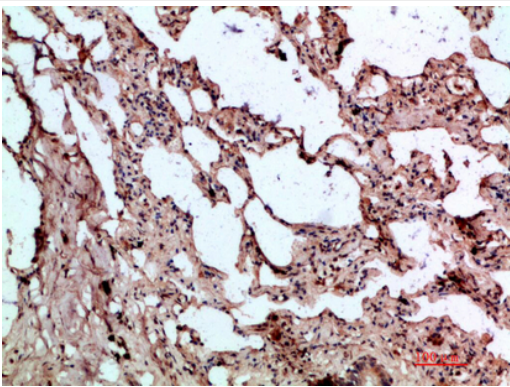
Immunohistochemical analysis of paraffin-embedded human-liver-cancer, antibody was diluted at 1:200



Immunohistochemical analysis of paraffin-embedded human-liver-cancer, antibody was diluted at 1:200



Immunohistochemical analysis of paraffin-embedded human-lung, antibody was diluted at 1:200



Immunohistochemical analysis of paraffin-embedded human-lung, antibody was diluted at 1:200

Note: This product is for in vitro research use only