

CCNK Antibody

Catalog No: #46427

Orders: order@signalwayantibody.comSupport: tech@signalwayantibody.com

Description

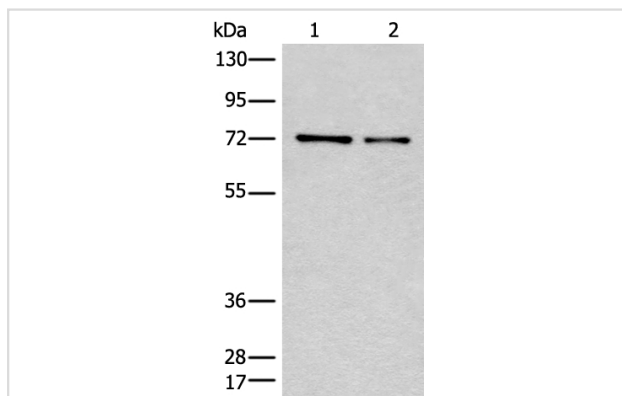
Product Name	CCNK Antibody
Host Species	Rabbit
Clonality	Polyclonal
Purification	Antigen affinity purification
Applications	WB IHC
Species Reactivity	Hu
Specificity	The antibody detects endogenous levels of total CCNK protein.
Immunogen Type	peptide
Immunogen Description	Synthetic protein corresponding to residues near the C terminal of human CCNK
Target Name	CCNK
Other Names	CPR4
Accession No.	Swiss-Prot:O75909NCBI Gene ID:8812NCBI Protein:BC015935
Uniprot	O75909
GeneID	8812;
Calculated MW	64 kDa
Concentration	0.4mg/ml
Formulation	Rabbit IgG in pH7.4 PBS, 0.05% NaN ₃ , 40% Glycerol.
Storage	Store at -20°C

Application Details

Western blotting: 1:200-1:1000

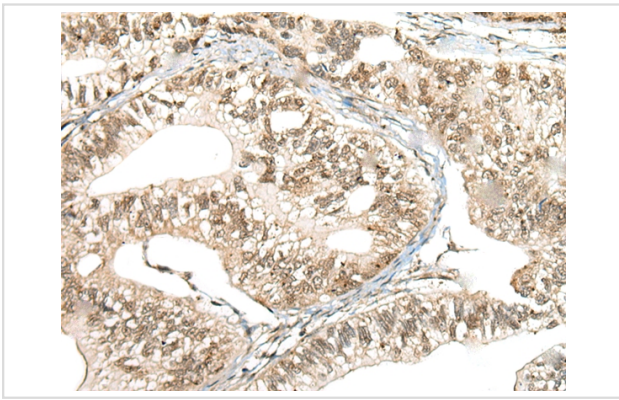
Immunohistochemistry: 1: 30-150

Images

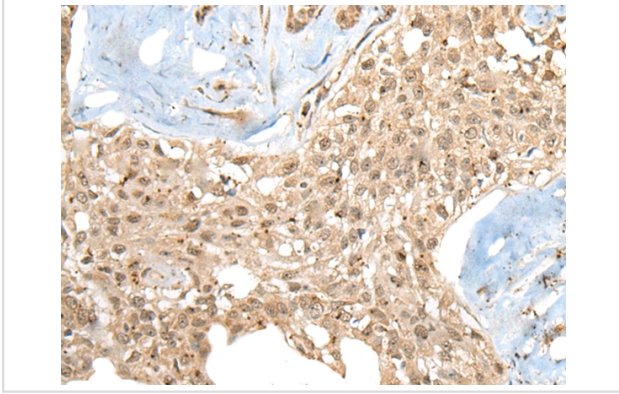


Gel: 8%SDS-PAGE

lysate: 40 µg, Lane 1-2: HeLa and K562 cell lysates,
Primary antibody: 46427 (CCNK Antibody) at dilution
1/250Secondary antibody: Goat anti rabbit IgG at 1/8000 dilution,
Exposure time: 10 seconds



The image on the left is immunohistochemistry of paraffin-embedded Human gastric cancer tissue using 46427(CCNK Antibody) at dilution 1/40, on the right is treated with fusion protein. (Original magnification: x200)



The image on the left is immunohistochemistry of paraffin-embedded Human thyroid cancer tissue using 46427(CCNK Antibody) at dilution 1/40, on the right is treated with fusion protein. (Original magnification: x200)

Background

The protein encoded by this gene is a member of the transcription cyclin family. These cyclins may regulate transcription through their association with and activation of cyclin-dependent kinases (CDK) that phosphorylate the C-terminal domain (CTD) of the large subunit of RNA polymerase II. This gene product may play a dual role in regulating CDK and RNA polymerase II activities.

Note: This product is for in vitro research use only