

NRF2 Polyclonal Antibody

Catalog No: #29048

Package Size: #29048-1 50ul #29048-2 100ul

Orders: order@signalwayantibody.comSupport: tech@signalwayantibody.com

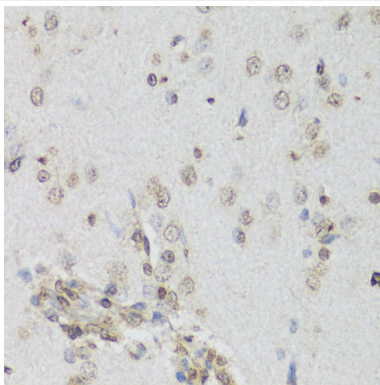
Description

Product Name	NRF2 Polyclonal Antibody
Host Species	Rabbit
Clonality	Polyclonal
Isotype	IgG
Purification	Affinity purification
Applications	WB,IHC,IF
Species Reactivity	Human,Mouse,Rat
Immunogen Description	Recombinant fusion protein of human NRF2 (NP_006155.2).
Other Names	NFE2L2;HEBP1;NRF2
Accession No.	GeneID:4780Swiss Prot:Q16236
Uniprot	Q16236
GeneID	4780;
Calculated MW	65kDa/66kDa/67kDa
SDS-PAGE MW	110kDa
Concentration	1.0mg/ml
Formulation	PBS with 0.02% sodium azide,50% glycerol,pH7.3.
Storage	Store at -20°C. Avoid freeze / thaw cycles. Buffer: PBS with 0.02% sodium azide,50% glycerol,pH7.75.

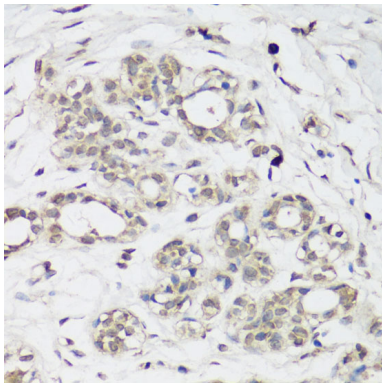
Application Details

WB □ 1:500 - 1:2000 IHC □ 1:50 - 1:200 IF □ 1:50 - 1:200

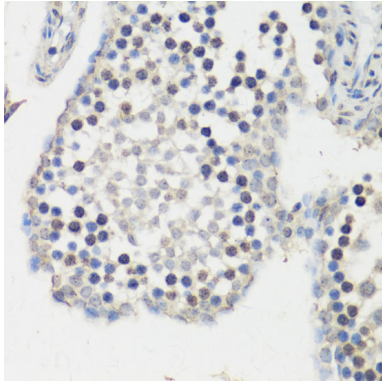
Images



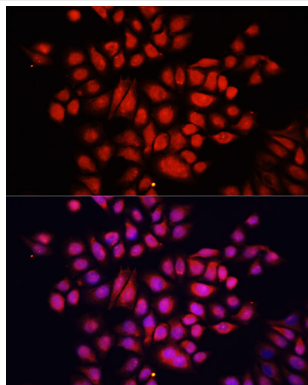
Immunohistochemistry of paraffin-embedded rat brain using NRF2 antibody at dilution of 1:100 .



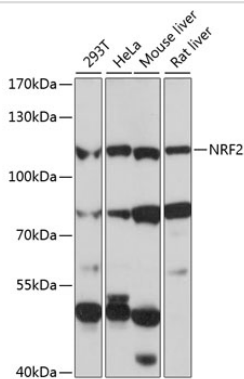
Immunohistochemistry of paraffin-embedded human breast cancer using NRF2 antibody at dilution of 1:100 .



Immunohistochemistry of paraffin-embedded mouse testis using NRF2 antibody at dilution of 1:100 .



Immunofluorescence analysis of HeLa cells using NRF2 antibody at dilution of 1:100. Blue: DAPI for nuclear staining.



Western blot analysis of extracts of various cell lines, using NRF2 antibody at 1:3000 dilution.

Background

This gene encodes a transcription factor which is a member of a small family of basic leucine zipper (bZIP) proteins. The encoded transcription factor regulates genes which contain antioxidant response elements (ARE) in their promoters; many of these genes encode proteins involved in response to injury and inflammation which includes the production of free radicals. Multiple transcript variants encoding different isoforms have been characterized for this gene.

Note: This product is for in vitro research use only