

## Nestin Polyclonal Antibody

Catalog No: #29097

Package Size: #29097-1 50ul #29097-2 100ul

Orders: [order@signalwayantibody.com](mailto:order@signalwayantibody.com)Support: [tech@signalwayantibody.com](mailto:tech@signalwayantibody.com)

## Description

Product Name	Nestin Polyclonal Antibody
Host Species	Rabbit
Clonality	Polyclonal
Isotype	IgG
Purification	Affinity purification
Applications	WB,IF,IHC
Species Reactivity	Human,Mouse,Rat
Immunogen Description	Recombinant fusion protein of human Nestin (NP_006608.1).
Other Names	NES;Nbla00170;nestin;Nestin
Accession No.	Uniprot:P48681GenelD:10763
Uniprot	P48681
GeneID	10763
Calculated MW	177kDa
SDS-PAGE MW	207KDa
Concentration	1.0mg/ml
Formulation	PBS with 0.02% sodium azide,50% glycerol,pH7.3.
Storage	Store at -20°C. Avoid freeze / thaw cycles.

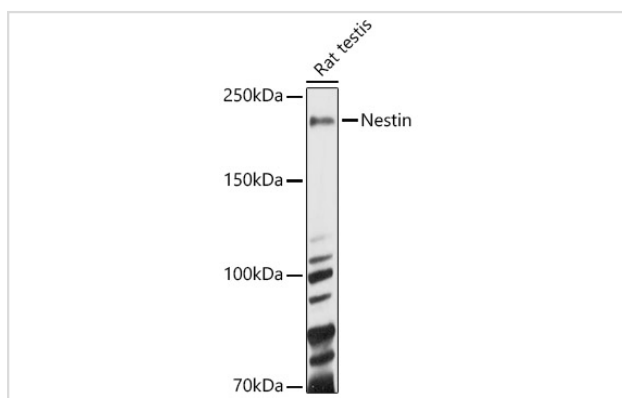
## Application Details

WB □ 1:500 - 1:1000

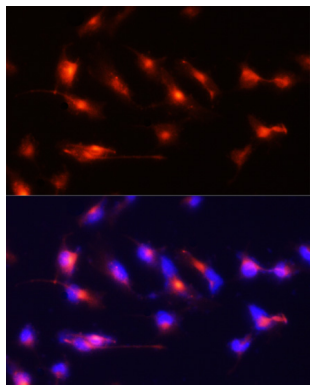
IF □ 1:50 - 1:100

IHC 1:50 - 1:200

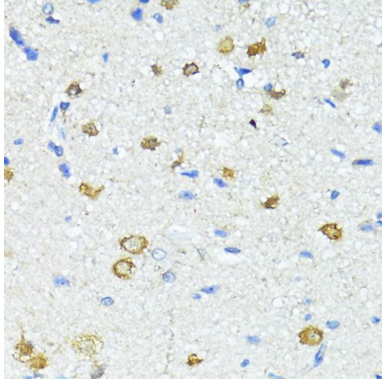
## Images



Western blot analysis of extracts of Rat testis, using Nestin antibody.



Immunofluorescence analysis of U-251MG cells using Nestin antibody.



Immunohistochemistry of paraffin-embedded Rat brain using Nestin antibody at dilution of 100 (40x lens). Perform microwave antigen retrieval with 10 mM PBS buffer pH 7.2 before commencing with IHC staining protocol.

## Background

This gene encodes a member of the intermediate filament protein family and is expressed primarily in nerve cells.

Note: This product is for in vitro research use only