

UTP11 Antibody

Catalog No: #46701

Orders: order@signalwayantibody.comSupport: tech@signalwayantibody.com

Description

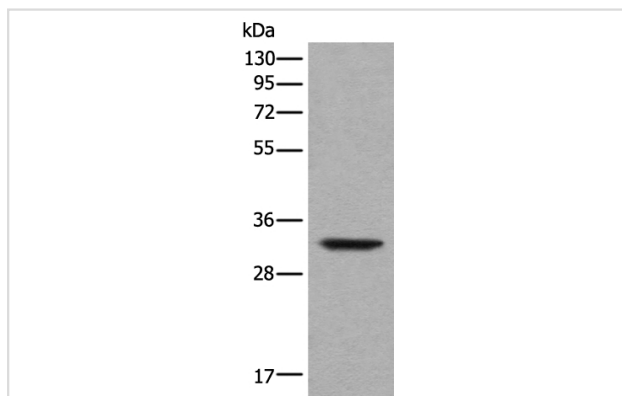
Product Name	UTP11 Antibody
Host Species	Rabbit
Clonality	Polyclonal
Purification	Antigen affinity purification
Applications	WB IHC
Species Reactivity	Hu
Specificity	The antibody detects endogenous levels of total UTP11 protein.
Immunogen Type	peptide
Immunogen Description	Full length fusion protein of human UTP11
Target Name	UTP11
Other Names	CGI94; CGI-94; UTP11L
Accession No.	Swiss-Prot:Q9Y3A2NCBI Gene ID:51118NCBI Protein:BC005182
Uniprot	Q9Y3A2
GeneID	51118;
Calculated MW	30 kDa
Concentration	0.5mg/ml
Formulation	Rabbit IgG in pH7.4 PBS, 0.05% NaN ₃ , 40% Glycerol.
Storage	Store at -20°C

Application Details

Western blotting: 1:200-1:1000

Immunohistochemistry: 1: 25-100

Images



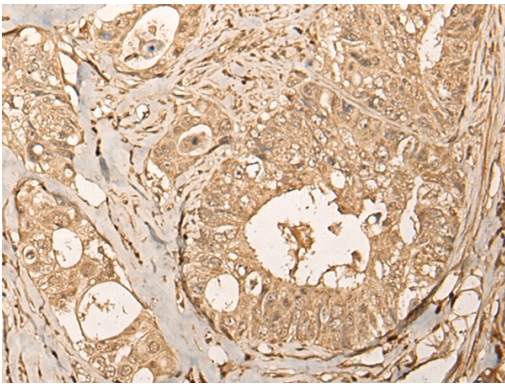
Gel: 8%SDS-PAGE

lysate: 40 µg, Lane: Human fetal liver tissue lysate,

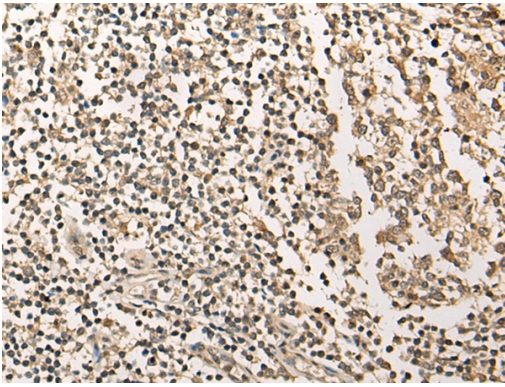
Primary antibody: 46701B (UTP11 Antibody) at dilution 1/200

Secondary antibody: Goat anti rabbit IgG at 1/8000 dilution,

Exposure time: 15 seconds



The image on the left is immunohistochemistry of paraffin-embedded Human colorectal cancer tissue using 46701(UTP11 Antibody) at dilution 1/30, on the right is treated with fusion protein. (Original magnification: x200)



The image on the left is immunohistochemistry of paraffin-embedded Human tonsil tissue using 46701(UTP11 Antibody) at dilution 1/30, on the right is treated with fusion protein. (Original magnification: x200)

Background

Involved in nucleolar processing of pre-18S ribosomal RNA.

Note: This product is for in vitro research use only