

Survivin Antibody

Catalog No: #24092

Orders: order@signalwayantibody.comSupport: tech@signalwayantibody.com

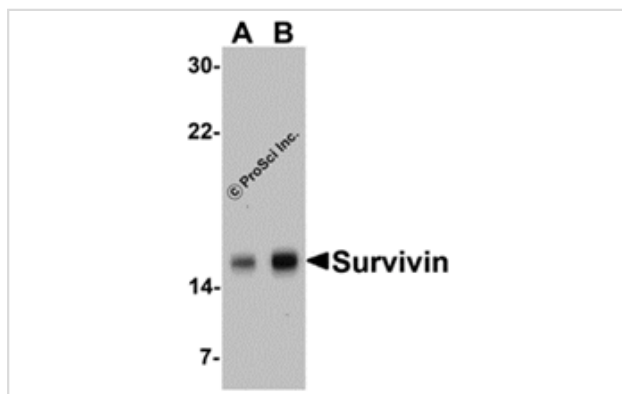
Description

Product Name	Survivin Antibody
Host Species	Rabbit
Clonality	Polyclonal
Purification	Affinity chromatography purified via peptide column
Applications	ELISA WB ICC
Species Reactivity	Hu
Immunogen Type	Peptide
Immunogen Description	Raised against a peptide corresponding to amino acids near the amino terminus of human survivin.
Target Name	Survivin
Other Names	TIAP
Accession No.	Swiss-Prot:O15392Gene ID:332
Uniprot	O15392
GeneID	332;
Concentration	1mg/ml
Formulation	Supplied in PBS containing 0.02% sodium azide.
Storage	Can be stored at -20°C, stable for one year. As with all antibodies care should be taken to avoid repeated freeze thaw cycles. Antibodies should not be exposed to prolonged high temperatures.

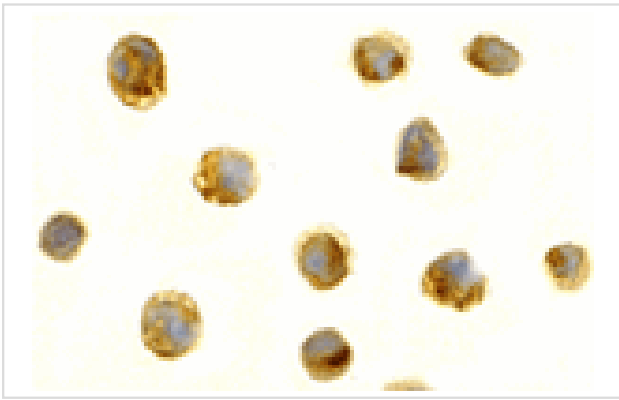
Application Details

Predicted MW: 17 kd

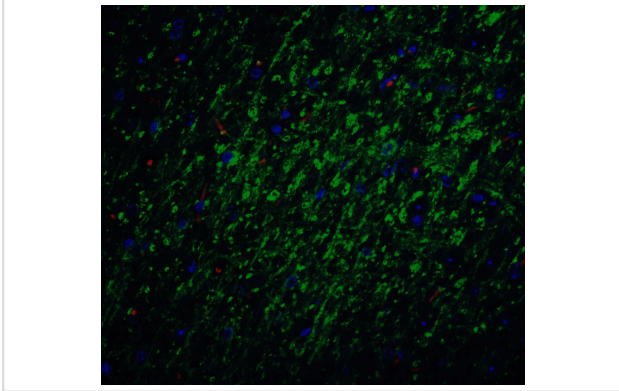
Images



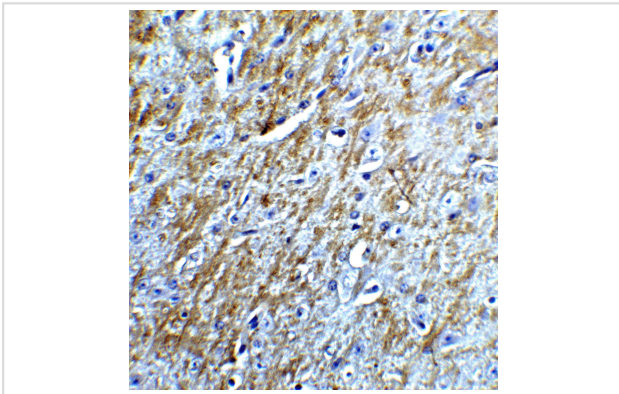
Western blot analysis of Survivin in MOLT4 cell lysate with Survivin antibody at (A) 1 and (B) 2 ug/mL.



Immunocytochemistry of Survivin in Jurkat cells with Survivin antibody at 5 $\mu\text{g}/\text{mL}$.



Immunofluorescence of Survivin in mouse brain tissue with Survivin Antibody at 20 $\mu\text{g}/\text{mL}$.



Immunohistochemistry of Survivin in mouse brain tissue with Survivin Antibody at 5 $\mu\text{g}/\text{mL}$.

Background

Apoptosis, or programmed cell death, is related to many diseases, such as cancer. Apoptosis is triggered by a variety of stimuli including members in the TNF family and prevented by the inhibitor of apoptosis (IAP) proteins. IAP proteins form a conserved gene family that binds to and inhibits cell death proteases. A novel IAP protein was recently identified and designated survivin, apoptosis inhibitor 4 (API4), and TIAP. Survivin/TIAP interacted with the processed form of caspase-3 and inhibited its proteolytic activity. Survivin/TIAP is predominantly expressed in tissues of embryos, transformed cell lines, and many human cancers and lymphomas.

Note: This product is for in vitro research use only