

Human CD47 Protein, mFc-His Tag

Catalog No: #AP89535

Package Size: #AP89535-1 10ug #AP89535-2 100ug

Orders: order@signalwayantibody.com

Support: tech@signalwayantibody.com

Description

Product Name	Human CD47 Protein, mFc-His Tag
Host Species	HEK293
Purification	The purity of the protein is greater than 95% as determined by SDS-PAGE and Coomassie blue staining.
Species Reactivity	Human
Immunogen Description	CD47(Gln19-Gln141)+CD47(Val198-Ala207)+CD47(Ser257-Gly268)+mFc(Pro99-Lys330)+6≠His tag
Other Names	CD47, MER6, IAP, OA3
Calculated MW	60 kDa
Tag Info	C-Mouse Fc and 6≠His tag
Formulation	Lyophilized from sterile PBS, pH 7.4. Normally 5 % - 15 % trehalose is added as protectants before lyophilization.
Storage	Store at -80°C for 12 months (Avoid repeated freezing and thawing)

Images

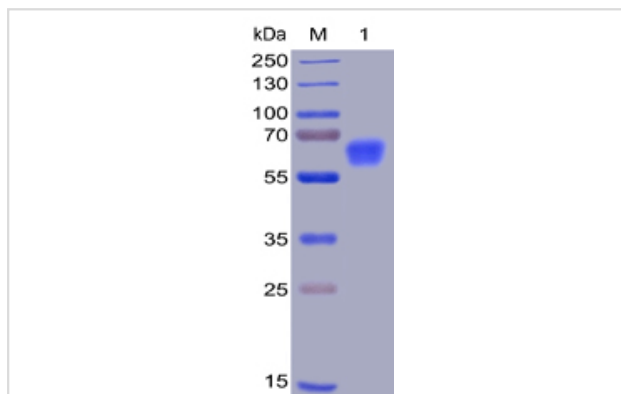


Figure 1. Human CD47, mFc-His Tag on SDS-PAGE under reducing condition.

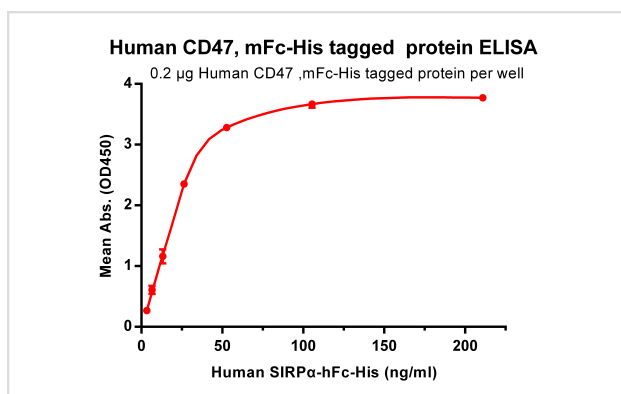


Figure 2. ELISA plate pre-coated by 2 μg/ml (100 μl/well) Human CD47, mFc-His tagged protein can bind its native ligand Human SIRPα, hFc-His tagged protein in a linear range of 3.3-26.37 ng/ml.

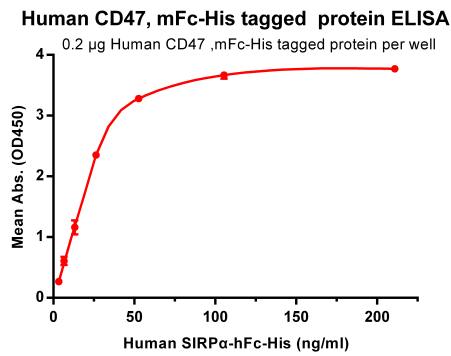


Figure 3. ELISA plate pre-coated by 2 µg/ml (100 µl/well) Human CD47, mFc-His tagged protein can bind Anti-CD47 (Neutralizing antibody clone Hu5F9-G4) in a linear range of 0.061-1.606 ng/ml.

CD47 (Gln19-Gln141)	CD47 (Val198-Ala207)	CD47 (Ser257-Gly268)	mFc(Pro99-Lys330)	6×His tag
------------------------	-------------------------	-------------------------	-------------------	-----------

Product Description

Expression Region:710Research Topic:Leukocyte surface antigen CD47 is also known as Antigenic surface determinant protein OA3, Integrin-associated protein (IAP) and Protein MER6. CD47 contains 1 Ig-like V-type (immunoglobulin-like) domain. CD47 is very broadly distributed on normal adult tissues. CD47 has a role in both cell adhesion by acting as an adhesion receptor for THBS1 on platelets, and in the modulation of integrins and plays an important role in memory formation and synaptic plasticity in the hippocampus by similarity. CD47 is the receptor for SIRPA, binding to which prevents maturation of immature dendritic cells and inhibits cytokine production by mature dendritic cells. CD47 Interaction with SIRPG mediates cell-cell adhesion, enhances superantigen-dependent T-cell-mediated proliferation and costimulates T-cell activation.

Note: This product is for in vitro research use only