

## PKR Rabbit mAb

Catalog No: #52042

Package Size: #52042-1 50ul #52042-2 100ul

Orders: order@signalwayantibody.com

Support: tech@signalwayantibody.com

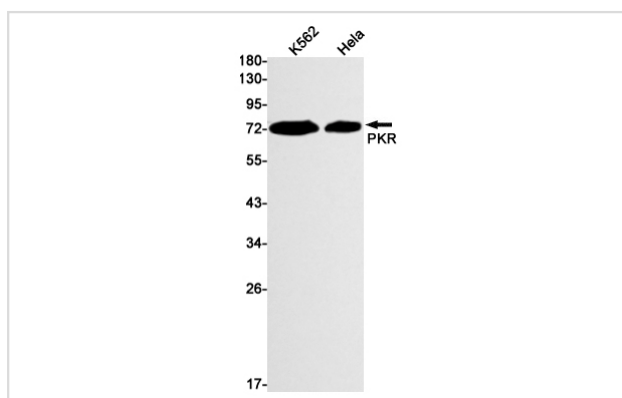
## Description

Product Name	PKR Rabbit mAb
Host Species	Recombinant Rabbit
Clonality	Monoclonal antibody
Clone No.	S08-2C8
Isotype	Rabbit IgG
Purification	Affinity Purified
Applications	WB IHC IF
Species Reactivity	Human
Immunogen Description	A synthetic peptide of human PKR
Conjugates	Unconjugated
Modification	Unmodification
Other Names	PKR; PRKR; EIF2AK1; PPP1R83
Accession No.	Swiss-Prot:P19525GenelD:5610
Uniprot	P19525
GenelD	5610
Calculated MW	Calculated MW: 62 kDa; Observed MW: 74 kDa
Concentration	0.3 mg/ml
Formulation	50mM Tris-Glycine(pH 7.4), 0.15M NaCl, 40% Glycerol, 0.01% Sodium azide and 0.05% BSA
Storage	Store at 4°C short term. Aliquot and store at -20°C long term. Avoid freeze/thaw cycles.

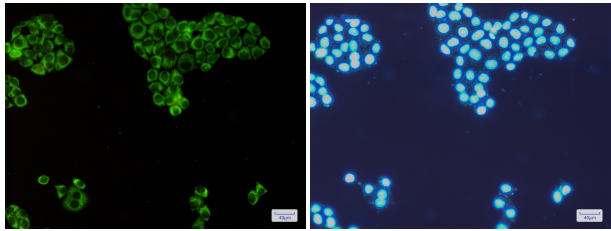
## Application Details

WB: 1/2000; IHC: 1/20; ICC/IF: 1/20;

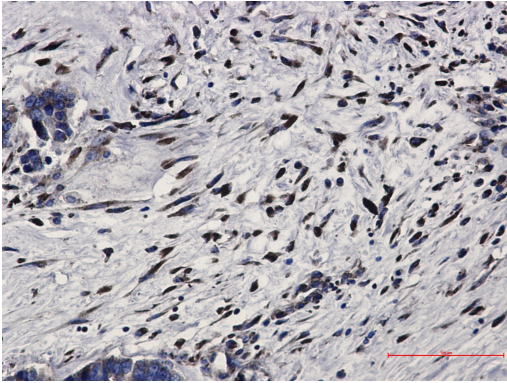
## Images



Western blot detection of PKR in K562, HeLa cell lysates using PKR Rabbit mAb (1:1000 diluted). Predicted band size: 62 kDa. Observed band size: 74 kDa.



Immunofluorescence of PKR(green) in HeLa cells using PKR Rabbit mAb at dilution 1/200, and DAPI(blue)



Immunohistochemistry of PKR in paraffin-embedded Human Cholangiocarcinoma using PKR Rabbit mAb at dilution 1/2

## Background

IFN-induced dsRNA-dependent serine/threonine-protein kinase that phosphorylates the alpha subunit of eukaryotic translation initiation factor 2 (EIF2S1/eIF-2-alpha) and plays a key role in the innate immune response to viral infection (PubMed:18835251, PubMed:19507191, PubMed:19189853, PubMed:21123651, PubMed:21072047, PubMed:22948139, PubMed:23229543, PubMed:22381929).

Inhibits viral replication via the integrated stress response (ISR): EIF2S1/eIF-2-alpha phosphorylation in response to viral infection converts EIF2S1/eIF-2-alpha in a global protein synthesis inhibitor, resulting to a shutdown of cellular and viral protein synthesis, while concomitantly initiating the preferential translation of ISR-specific mRNAs, such as the transcriptional activator ATF4 (PubMed:19189853, PubMed:21123651, PubMed:22948139, PubMed:23229543).

Note: This product is for in vitro research use only