

Cytokeratin 7 Rabbit mAb

Catalog No: #52245

Package Size: #52245-1 50ul #52245-2 100ul

Orders: order@signalwayantibody.com

Support: tech@signalwayantibody.com

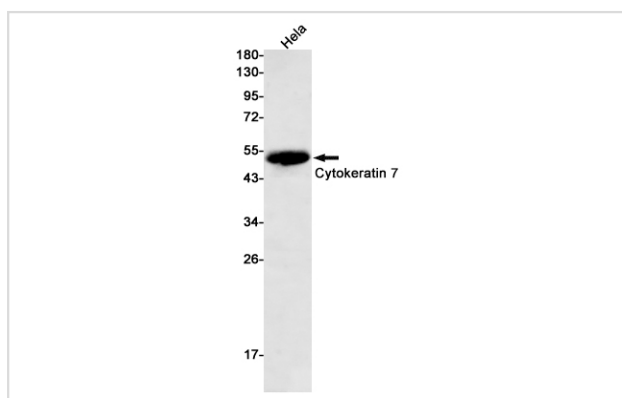
Description

Product Name	Cytokeratin 7 Rabbit mAb
Host Species	Recombinant Rabbit
Clonality	Monoclonal antibody
Clone No.	S03-2E7
Isotype	Rabbit IgG
Purification	Affinity Purified
Applications	WB IHC IF
Species Reactivity	Human
Immunogen Description	A synthetic peptide of human Cytokeratin 7
Conjugates	Unconjugated
Modification	Unmodification
Other Names	K7; CK7; SCL; K2C7
Accession No.	Swiss-Prot:P08729GenelD:3855
Uniprot	P08729
GenelD	3855
Calculated MW	Calculated MW: 51 kDa; Observed MW: 51 kDa
Concentration	0.3 mg/ml
Formulation	50mM Tris-Glycine(pH 7.4), 0.15M NaCl, 40% Glycerol, 0.01% Sodium azide and 0.05% BSA
Storage	Store at 4°C short term. Aliquot and store at -20°C long term. Avoid freeze/thaw cycles.

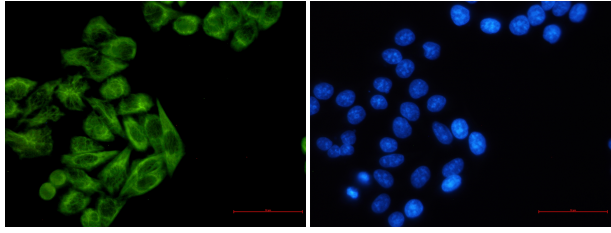
Application Details

WB: 1/1000-1/5000; IHC: 1/20-1/100; ICC/IF: 1/20-1/50;

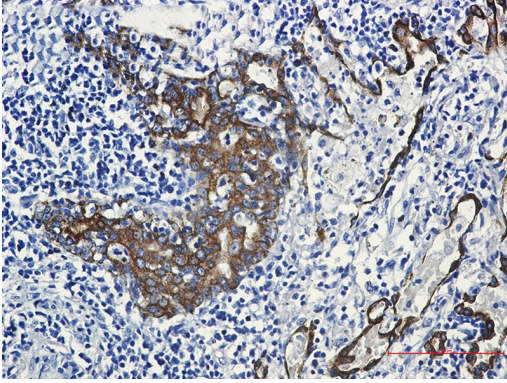
Images



Western blot detection of Cytokeratin 7 in HeLa cell lysates using Cytokeratin 7 Rabbit mAb(1:500 diluted). Predicted band size:51kDa.Observed band size:51kDa.



Immunofluorescence of Cytokeratin 7 (green) in HeLa using Cytokeratin 7 Rabbit mAb at dilution 1/5, and DAPI(blue)



Immunohistochemistry of Cytokeratin 7 in paraffin-embedded Human lung cancer tissue using Cytokeratin 7 Rabbit mAb at dilution 1/50

Background

Swiss-Prot Acc.P08729.Blocks interferon-dependent interphase and stimulates DNA synthesis in cells. Involved in the translational regulation of the human papillomavirus type 16 E7 mRNA (HPV16 E7).

Note: This product is for in vitro research use only