

## Tissue Factor Rabbit mAb

Catalog No: #52668

Package Size: #52668-1 50ul #52668-2 100ul

Orders: [order@signalwayantibody.com](mailto:order@signalwayantibody.com)Support: [tech@signalwayantibody.com](mailto:tech@signalwayantibody.com)

## Description

Product Name	Tissue Factor Rabbit mAb
Clone No.	S04-7G2
Isotype	IgG
Purification	Affinity-chromatography
Applications	WB;IHC;ICC/IF
Species Reactivity	Human,Mouse,Rat
Immunogen Description	A synthetic peptide of human Tissue Factor
Conjugates	Unconjugated
Modification	Unmodification
Other Names	TF; TFA; CD142
Accession No.	Swiss-Prot:P13726GeneID:2152
Uniprot	P13726
GeneID	2152
Calculated MW	Calculated Mol Weight 33 kDa Observed Mol Weight 47 kDa
Concentration	0.3 mg/ml
Formulation	Rabbit IgG in 10mM phosphate buffered saline , pH 7.4, 150mM sodium chloride, 0.05% BSA, 0.02% sodium azide and 50% glycerol.
Storage	Store at 4°C short term. Aliquot and store at -20°C long term. Avoid freeze/thaw cycles.

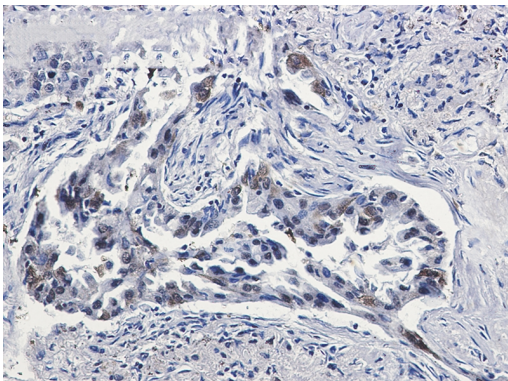
## Application Details

WB 1:1000-1:2000


IHC 1:100-1:200

ICC/IF 1:50-1:200

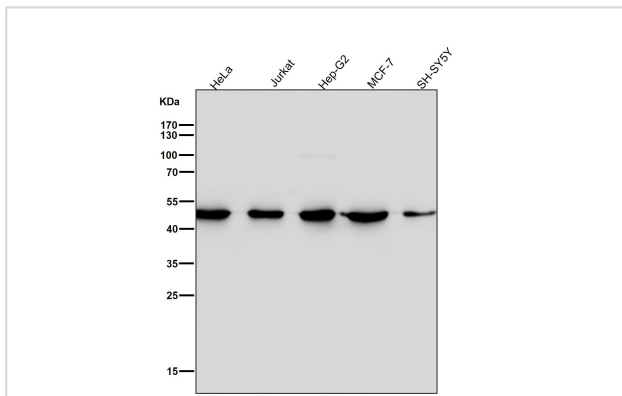
## Images



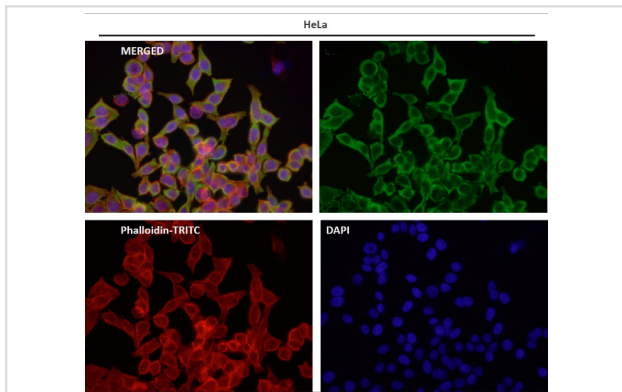
Immunohistochemistry of Tissue Factor in paraffin-embedded Human lung cancer tissue using Tissue Factor Rabbit mAb at dilution 1/50



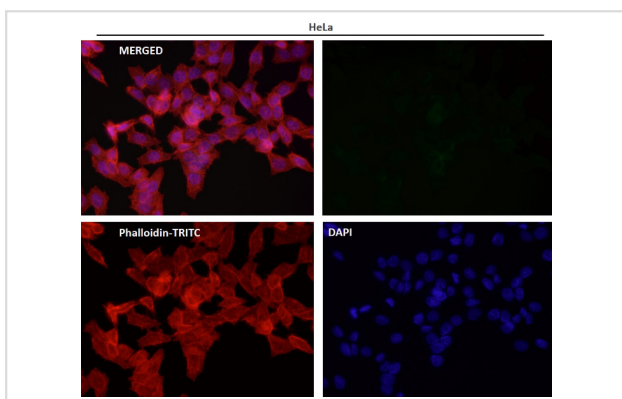
All lanes use the Antibody at 1:2K dilution for 1 hour at room temperature.



All lanes use the Antibody at 1:2K dilution for 1 hour at room temperature.



Immunofluorescent analysis using the Antibody at 1:50 dilution.



Immunofluorescent analysis using the Antibody at 1:100 dilution.

## Background

Initiates blood coagulation by forming a complex with circulating factor VII or VIIa. The [TF:VIIa] complex activates factors IX or X by specific limited proteolysis. TF plays a role in normal hemostasis by initiating the cell-surface assembly and propagation of the coagulation protease cascade.

Note: This product is for in vitro research use only