

CTIP2/BCL11B Rabbit pAb

Catalog No: #29699

Package Size: #29699-1 50ul #29699-2 100ul

Orders: order@signalwayantibody.com

Support: tech@signalwayantibody.com

Description

Product Name	CTIP2/BCL11B Rabbit pAb
Host Species	Rabbit
Clonality	Polyclonal
Isotype	IgG
Applications	WB,IHC,IF
Species Reactivity	Human,Mouse,Rat
Immunogen Description	Recombinant protein of human CTIP2/BCL11B.
Other Names	ATL1; RIT1; CTIP2; IMD49; CTIP-2; IDDFSTA; ZNF856B; ATL1-beta; ATL1-alpha; ATL1-delta; ATL1-gamma; hRIT1-alpha
Accession No.	Swiss-Prot#: Q9C0K0 NCBI Gene ID:64919
Calculated MW	Calculated MW 95kDa Observed MW 120KDa
Formulation	Buffer: PBS with 0.02% sodium azide,50% glycerol,pH7.3.
Storage	Store at -20°C. Avoid freeze / thaw cycles.

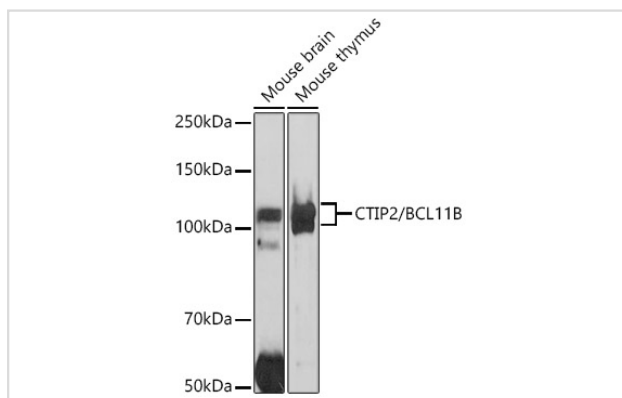
Application Details

WB 1:500 - 1:2000

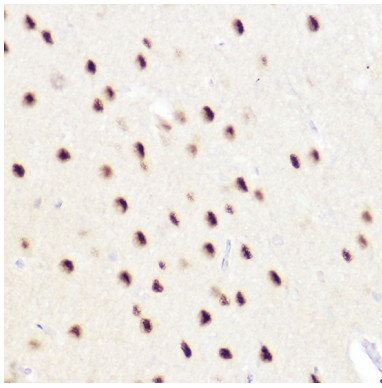
IHC1:50 - 1:200

IF1:50 - 1:200

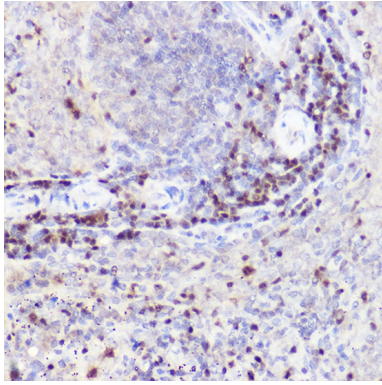
Images



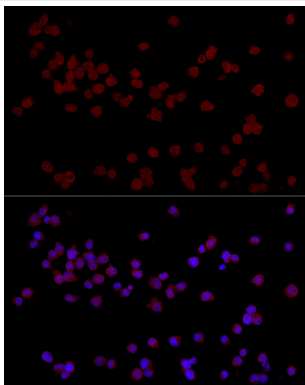
Western blot analysis of extracts of various cell lines, using CTIP2/BCL11B antibody at 1:1000 dilution.



Immunohistochemistry of paraffin-embedded rat brain using CTIP2/BCL11B Rabbit pAb at dilution of 1:50.



Immunohistochemistry of paraffin-embedded rat spleen using CTIP2/BCL11B Rabbit pAb at dilution of 1:50 .



Immunofluorescence analysis of Jurkat cells using CTIP2/BCL11B Rabbit pAb at dilution of 1:50 .

Background

This gene encodes a C2H2-type zinc finger protein and is closely related to BCL11A, a gene whose translocation may be associated with B-cell malignancies. Although the specific function of this gene has not been determined, the encoded protein is known to be a transcriptional repressor, and is regulated by the NURD nucleosome remodeling and histone deacetylase complex. Four alternatively spliced transcript variants encoding distinct isoforms have been found for this gene.

Note: This product is for in vitro research use only