

JAK2 (Phospho-Tyr1007/Tyr1008) Rabbit mAb

Catalog No: #14239

Package Size: #14239-1 50ul #14239-2 100ul

Orders: order@signalwayantibody.com

Support: tech@signalwayantibody.com

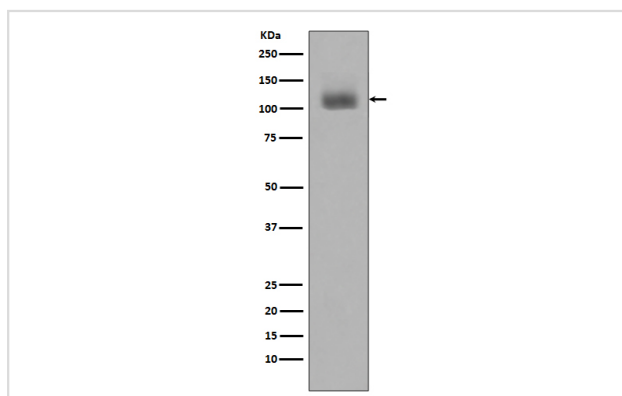
Description

Product Name	JAK2 (Phospho-Tyr1007/Tyr1008) Rabbit mAb
Host Species	Rabbit
Clonality	Monoclonal
Isotype	Rabbit IgG
Purification	Affinity-chromatography
Applications	WB IHC ICC IP FC
Species Reactivity	Human Mouse Rat
Specificity	Phospho-JAK2 (Y1007 + Y1008) Antibody detects endogenous levels of total Phospho-JAK2 (Y1007 + Y1008)
Immunogen Description	A synthesized peptide derived from human Phospho-JAK2 (Y1007 + Y1008)
Other Names	EC 2.7.10.2; JAK-2; JAK2; Janus kinase 2; kinase Jak2;
Accession No.	Uniprot:O60674
Uniprot	O60674
Calculated MW	130kDa
Formulation	Rabbit IgG in phosphate buffered saline , pH 7.4, 150mM NaCl, 0.02% sodium azide and 50% glycerol.
Storage	Store at +4 Λ C short term. Store at -20 Λ C long term. Avoid freeze / thaw cycle.

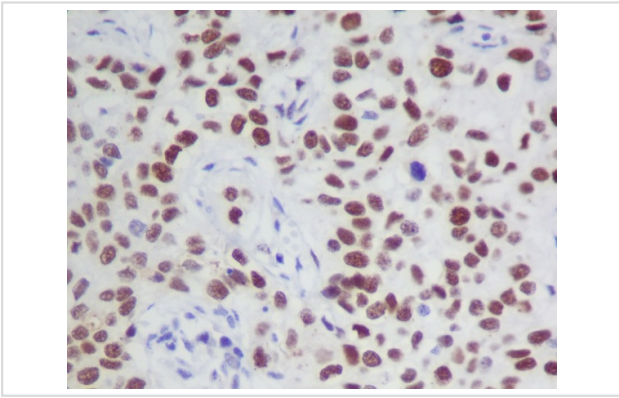
Application Details

WB:1:500~1:2000IHC:1:50~1:200ICC1:50~1:200IP:1:50FC:1:30

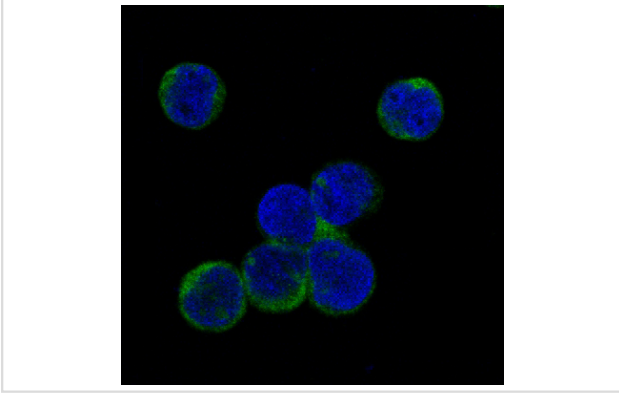
Images



Western blot analysis of JAK2 phosphorylation expression in Jurkat cell lysates treated with Pervanadate.



Immunohistochemical analysis of paraffin-embedded human cervix cancer, using Phospho-JAK2 (Y1007 + Y1008) Antibody.



Immunofluorescent analysis of Jurkat cells treated with Pervanadate, using Phospho-JAK2 (Y1007 + Y1008) Antibody.

Product Description

This gene product is a protein tyrosine kinase involved in a specific subset of cytokine receptor signaling pathways. It has been found to be constitutively associated with the prolactin receptor and is required for responses to gamma interferon.

Note: This product is for in vitro research use only