

GATA2/3 Rabbit mAb

Catalog No: #56082

Package Size: #56082-1 50ul #56082-2 100ul

Orders: order@signalwayantibody.com

Support: tech@signalwayantibody.com

Description

Product Name	GATA2/3 Rabbit mAb
Host Species	Rabbit
Clonality	Monoclonal
Isotype	Rabbit IgG
Purification	Affinity-chromatography
Applications	WB IHC ICC/IF IP
Species Reactivity	Human Mouse Rat
Specificity	GATA2/3 Antibody detects endogenous levels of total GATA2/3
Immunogen Description	A synthesized peptide derived from human GATA2/3
Other Names	DCML;GATA binding protein 2;GATA binding protein 3;HDR;HDRS;IMD21;MONOMAC;NFE1B
Accession No.	Uniprot:P23769/P23771
Uniprot	P23769/P23771
Calculated MW	51kDa
Formulation	Rabbit IgG in phosphate buffered saline , pH 7.4, 150mM NaCl, 0.02% sodium azide and 50% glycerol.
Storage	Store at +4Λ C short term. Store at -20Λ C long term. Avoid freeze / thaw cycle.

Application Details

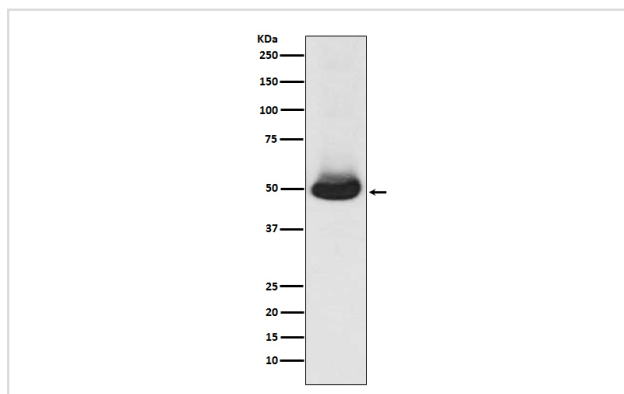
WB: 1:500~1:2000

IHC: 1:50~1:200

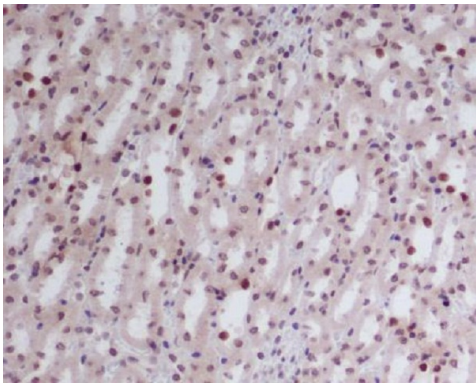
ICC/IF: 1:50~1:200

IP: 1:50

Images



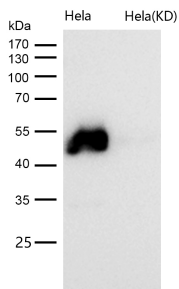
Western blot analysis of GATA2/3 expression in K562 cell lysate.



Immunohistochemical analysis of paraffin-embedded mouse kidney, using GATA2/3 Antibody.



Immunofluorescent analysis of K562 cells, using GATA2/3 Antibody .



All lanes use the Antibody at 1:1K dilution for 1 hour at room temperature.

Product Description

Transcriptional activator which regulates endothelin-1 gene expression in endothelial cells. Binds to the consensus sequence 5'-AGATAG-3'.

Note: This product is for in vitro research use only