

CD8 a mouse mAb(ABT155)

Catalog No: #58251

Package Size: #58251-1 50ul #58251-2 100ul

Orders: order@signalwayantibody.com

Support: tech@signalwayantibody.com

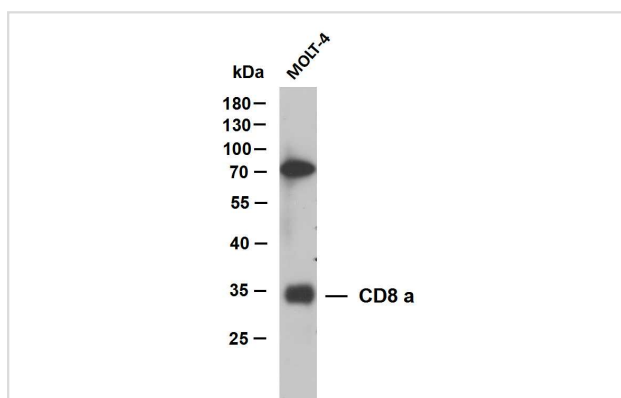
Description

Product Name	CD8 a mouse mAb(ABT155)
Host Species	Mouse
Clonality	Monoclonal
Isotype	IgG2a, Kappa
Purification	The antibody was affinity-purified from mouse ascites by affinity-chromatography using specific immunogen.
Applications	IHC;WB;IF
Species Reactivity	Human
Specificity	The antibody can specifically recognize human CD8 protein, including two types of dimer: $\alpha\beta$ heterodimer or $\alpha\alpha$ homodimer.
Immunogen Description	Synthesized peptide derived from human CD8 a
Target Name	CD8 a
Other Names	T-cell surface glycoprotein CD8 alpha chain (T-lymphocyte differentiation antigen T8/Leu-2;CD antigen CD8a)
Accession No.	P01732
Uniprot	P01732
GeneID	925
Formulation	Liquid in PBS containing 50% glycerol, 0.5% BSA and 0.28% sodium azide.
Storage	Store at -20°C/1 year

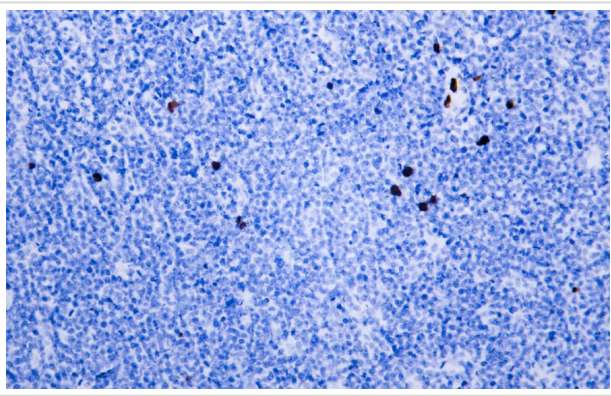
Application Details

IHC-p 1:100-500, WB 1:200-1000, IF 1:100-500

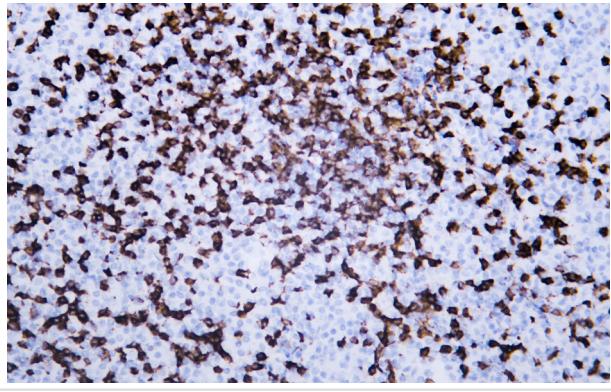
Images



Whole cell lysates were separated by 10% SDS-PAGE, and the membrane was blotted with anti-CD8 a(ABT155) antibody.



Human burkitt lymphoma tissue was stained with Anti-CD8 (ABT155) Antibody



Human lymphoma tissue was stained with Anti-CD8 (ABT155) Antibody

Note: This product is for in vitro research use only