

GABA A Receptor α 4 Polyclonal Antibody

Catalog No: #48745

Package Size: #48745-1 50ul #48745-2 100ul

Orders: order@signalwayantibody.com

Support: tech@signalwayantibody.com

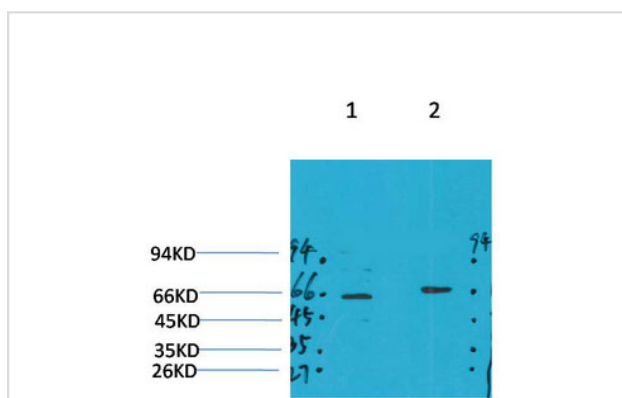
Description

Product Name	GABA A Receptor α 4 Polyclonal Antibody
Host Species	Rabbit
Clonality	Polyclonal
Isotype	IgG
Purification	The antibody was affinity-purified from rabbit antiserum by affinity-chromatography using epitope-specific immunogen.
Applications	WB;IHC;IF
Species Reactivity	Human;Rat;Mouse
Specificity	GABA A Receptor α 4 protein(A226) detects endogenous levels of GABA A Receptor α 4
Immunogen Description	Synthetic Peptide of GABA A Receptor α 4 AA range: 149-199
Target Name	GABRA4
Uniprot	P48169
GeneID	2557
Calculated MW	62kD
Concentration	1 mg/ml
Formulation	Liquid in PBS containing 50% glycerol, 0.5% BSA and 0.02% sodium azide.
Storage	Store at -20°C/1 year

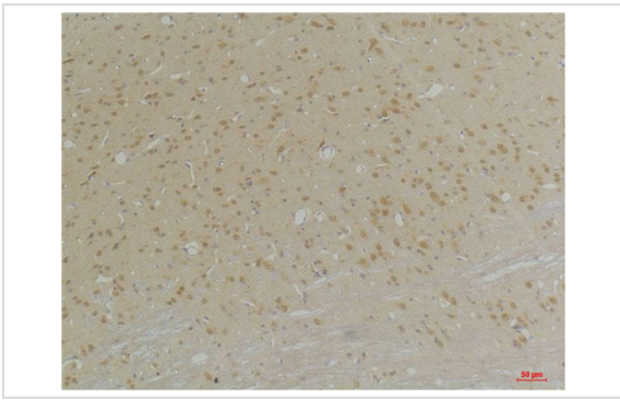
Application Details

WB 1:1000-2000, IHC 1:100-200. IF 1:50-200

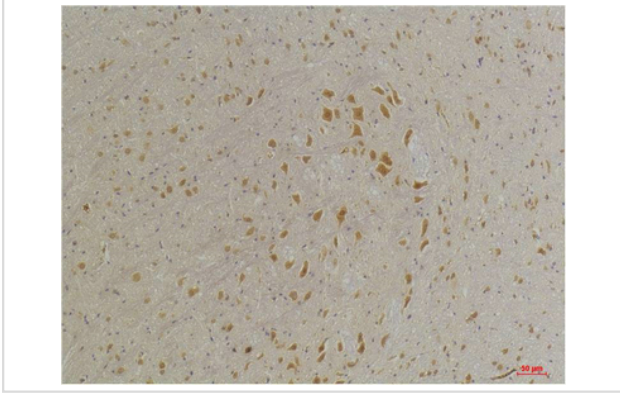
Images



Western blot analysis of 1) Mouse Brain Tissue, 2) Rat Brain Tissue with GABA A Receptor α 4 Rabbit pAb diluted at 1:2,000.



Immunohistochemical analysis of paraffin-embedded Rat BrainTissue using GABA A Receptor $\alpha 4$ Rabbit pAb diluted at 1:200.



Immunohistochemical analysis of paraffin-embedded Mouse BrainTissue using GABA A Receptor $\alpha 4$ Rabbit pAb diluted at 1:200.

Note: This product is for in vitro research use only