

CGBP Rabbit mAb

Catalog No: #57243

Package Size: #57243-1 50ul #57243-2 100ul

Orders: order@signalwayantibody.com

Support: tech@signalwayantibody.com

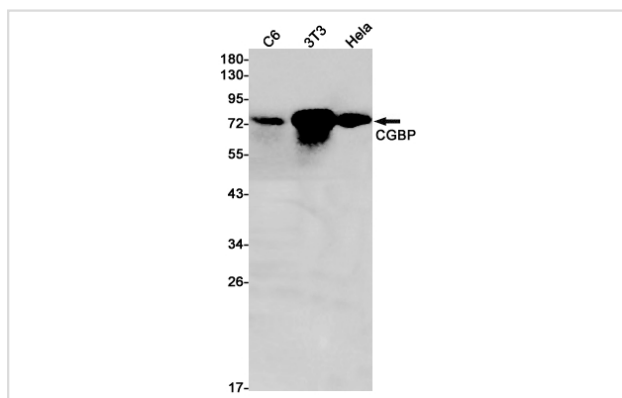
Description

Product Name	CGBP Rabbit mAb
Host Species	Rabbit
Clonality	Monoclonal
Isotype	Rabbit IgG
Applications	WB IHC IP ICC
Species Reactivity	Human,Mouse,Rat
Immunogen Description	A synthetic peptide of CGBP
Other Names	CFP1; CGBP; SPP1; PCCX1; PHF18; hCGBP; ZCGPC1; HsT2645; 2410002I16Rik; 5830420C16Rik
Accession No.	Swiss-Prot:Q9P0U4 Gene ID:30827
Uniprot	Q9P0U4
GeneID	30827;
Calculated MW	76 kDa
SDS-PAGE MW	76 kDa
Formulation	50mM Tris-Glycine(pH 7.4), 0.15M NaCl, 40% Glycerol, 0.01% Sodium azide and 0.05% BSA
Storage	Store at 4°C short term. Aliquot and store at -20°C long term. Avoid freeze/thaw cycles.

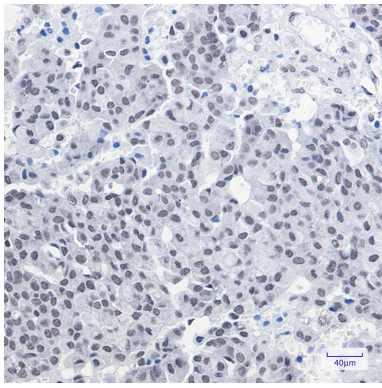
Application Details

IP: 1/20WB: 1/500-1/1000IHC: 1/50-1/100ICC: 1/50-1/200

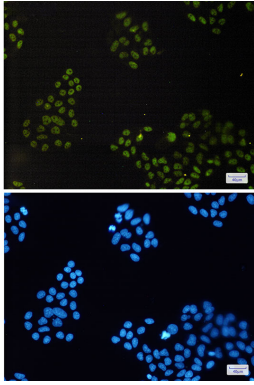
Images



Western blot analysis of CGBP in C6, 3T3, HeLa lysates using CGBP antibody.



Immunohistochemistry analysis of paraffin-embedded Human breast cancer using CGBP antibody. High-pressure and temperature Sodium Citrate pH 6.0 was used for antigen retrieval.



Immunocytochemistry analysis of CGBP(green) in HeLa using CGBP antibody, and DAPI(blue)

Note: This product is for in vitro research use only